

# AMERICAN Tables & Seating

## Built-to-Order Catalog

May 2026



2026



Booths

Chairs

Barstools

Tables

Millwork

# ATSMFG

Front-of-House to Back-of-House. Exceptional Value, Reliable Quality

Restaurant Furniture, Equipment, Stainless Steel, Tabletop, and Supplies – Competitively Priced Solutions

# How Soon Can I Get It?

## What About More Choices?

At **ATSMFG**, every project matters. Your timeline, budget, and customization needs define the solutions we deliver. Whether you need value-driven QuickShip options, custom upholstery, or unique design enhancements, we work to provide the right fit for your operation.

From the Front-of-House to the Back-of-House, your project remains our top priority. With flexible solutions and a broad range of options, you get your restaurant, your way.



### Quick Ship

7-14 Days

Attached Seating, Wood Chairs, Hostess Stands, Trash Receptacles require production time, but still ship fast! Built for fast delivery without sacrificing commercial quality. All QuickShip products shown in this catalog ship within 2 weeks.



QuickShip Versions are Available



### Quick Built

4-6 Weeks

Customize any QuickShip piece with select upholstery and finish options. Ideal for customized projects on a tight deadline.



### Built-to-Order

9-12 Weeks

Start with proven standard designs, then tailor the details to your needs. Add or change wood accents, select unique upholstery, and adjust trim or finishing details, all without the longer production time of full custom.



### Full Custom

13-16 Weeks

For projects that require new builds, special dimensions, unique materials, or one-of-a-kind designs, we build to your exact vision. More customization requires more time, but delivers maximum flexibility.



### When you need it in hours... EZ-to-You

EZ-Booths™ ship in 48 hours. Ideal for fast-turn projects and immediate replacement needs. Easy to assemble and fast to you!

Please note that lead times shown are estimated ship times and do not include transit, delivery, or installation unless specifically quoted. Large quantities, final approvals, missing information, special materials, or freight affect production timing.

Effective May 2026

1750 Stone Ridge Drive, Stone Mountain, Georgia | CSR@ATSMFG.com | 770-270-1688

**ATSMFG**

# CONTENTS

UPHOLSTERED BOOTHS . . . . .	01
WOOD & METAL BOOTHS . . . . .	11
METAL FRAME SEATING . . . . .	19
WOOD FRAME SEATING . . . . .	33
TABLE TOPS & BASES . . . . .	45
TRASH RECEPTACLES & HOSTESS STANDS . . . . .	53
PLANNING & OPTIONS . . . . .	57



Products Marked with the QS logo  
have QuickShip versions available



Introducing the largest choice of ready-to-ship booths of any company in the restaurant industry. Over 50 styles and colors ready to ship in as little as 50 hours!

Why Legacy? Each of our new offerings is named after our legacy staff who made us what we are.

## The ATS Legacy QuickShip Series



### The William

Our standard design, built for strength and enhanced with dark walnut finished wood trim and a laminate kick plate.

Available in 5 Colors with 6 back styles.

### The Alex

An ATS original. The Alex boasts a stylized angled design featuring a double-welted seat, deep crumb tray, with dark walnut wood finished trim.

Available in 4 Colors.

### The Kevin

A contemporary booth design with a deep seat and block wood legs. Standard with dark walnut wood finished trim and a button-tuft inside back.

Available in 5 Colors.



### Our Newest Style, The Karender

Our newest combination booth. The Karender includes a large wood end panel with options from wood bead-board to upholstered backs.

Available in multiple colors with wood or upholstered backs.

Effective May 2026

1750 Stone Ridge Drive, Stone Mountain, Georgia | CSR@ATSMFG.com | 770-270-1688





# UPHOLSTERED BOOTHS

---



# SINUOUS SPRING SEATS

FOR YEARS OF DEEP-FELT COMFORT



Our standard booth design starts with a sinuous spring seat, bound by multiple steel stake cords for the strongest spring seat available. We then complete the design with premium wood frames, computer-cut and assembled with AT&S's exclusive interlocking design, delivering an industry-leading solution.

Medium density 1" thick foam, CAL 117 rated, creates a firm, comfortable back cushion.

High density 1-3/4" thick foam and Dacron, CAL 117 rated, wraps the seat and creates a firm, comfortable seat cushion.

Thick laminated board kickplate for added strength and durability.


Thick Masonite board delivers strength & rigidity, on the front and back.

Thick solid wood post panels and top caps are distinctive and strong.

### Sinuous Spring Seating

Reinforced sinuous springs bound with steel stake cords and webbing provide maximum comfort and durability. An industry standard for decades.

Cabinet-grade, thick plywood back and seat frames provide long-lasting strength and durability.



Multiple vertical ribs with lumbar curves provide contour strength and ensure that the seat back is firm and comfortable.

AT&S's exclusive interlocking design allows its modular components to join as one with zero rocking or loosening.

Effective May 2026

1750 Stone Ridge Drive, Stone Mountain, Georgia | CSR@ATSMFG.com | 770-270-1688



# DOUBLE-FOAM SEATS FOR MAXIMUM LONG-TERM DURABILITY



For operators seeking maximum long-term durability, we offer our double-foam seat layered on a wood base. Our frames are built from premium materials that have stood the test of time, providing comfort and stability for years. We complete the design with premium wood frames, computer-cut and assembled with AT&S's exclusive interlocking design, delivering an industry-leading solution.

Thick Dacron batting adds an extra layer of padding & helps to create a smooth seat cushion.

Dacron batting adds an extra layer of padding and helps to create a smooth back cushion.

Medium density 1" thick foam, CAL 117 rated, creates a firm, comfortable back cushion.

Thick Masonite board delivers strength & rigidity, on the front and back.

A thick 3/4" plywood seat provides maximum strength and rigidity.

Cabinet-grade, thick plywood back and seat frames provide long-lasting strength and durability.

### Double layered Foam Seating

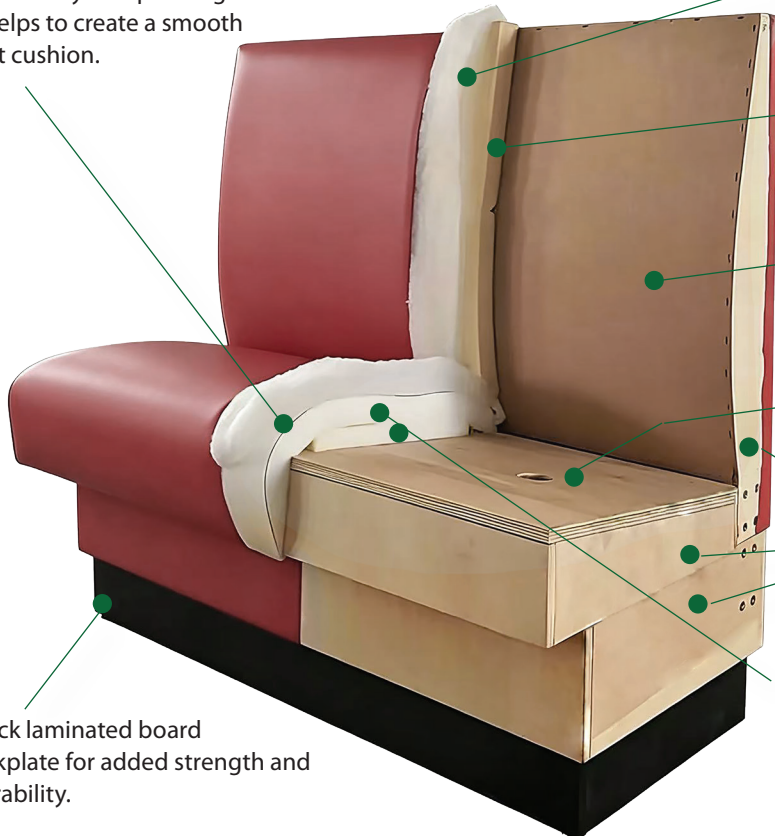
First, the thick 1-3/4" high-density CAL 117 foam provides a firm base.

Second, the 1-1/8" thick high-density, CAL117 foam is wrapped from front to back to create an upper cushioning layer that delivers added comfort.

Thick laminated board kickplate for added strength and durability.

Multiple vertical ribs with lumbar curves provide contour strength and ensure that the seat back is firm and comfortable.

AT&S's exclusive interlocking design allows its modular components to join as one with zero rocking or loosening.



# WILLIAM STYLE UPHOLSTERED STANDARD BOOTHS



AS/AD-W



AS-W42-VS  
V-Shape Back Single



## STANDARD LENGTHS

- Single: 48" L x 23" D
- Double: 48" L x 43" D
- Deuce Single: 30" L x 23" D
- Deuce Double: 30" L x 44" D
- Wall Bench (per foot): Any length x 23" D
- 1/2 Circle Booth: 48" x 90" x 48"
- 3/4 Circle Booth: 48" x 90" x 90" x 48"

## STANDARD HEIGHTS

36", 42" and 48" H

## SEAT OPTIONS

- Sinuuous spring seat standard.
- Double-foam on plywood seat optional.
- Crumb strip optional.

## WOOD & LAMINATE OPTIONS

Multiple components can be upgraded to ATS Collection or third-party options, including end caps, top caps, inside backs, seat bases, crumb strips, kick plates, and outside backs.

## CONSTRUCTION

Upholstery and foam fitted over a computer-cut cabinet-grade plywood frame in AT&S's exclusive interlocking fastened and glued design. Steel floor glides and fully enclosed backs, upholstery is per customer's specification.

## CUSTOMIZATION

Colors, wood accents, and steel or wood legs are available. Custom heights are offered, including bar height with a foot shelf. Booths can be completely customized from the ground up. Contact ATSMFG with your ideas.

## STANDARD WOOD FINISHES

Wood Finishes for Ash Planks (indoor)

Natural	Cherry
Honey Oak	Walnut
Dark Walnut	Dark Mahogany
Grey	Black

Effective May 2026



**STANDARD INSIDE BACK OPTIONS**



AS-W42-P  
Plain



AS-W42-3CH  
3-Channel



AD-W42-VS  
V-Shape



AD-W48-6CHHR  
6-Channel with Head Roll Back Double



AS-W48-6CH  
6-Channel



AS-W42-6CHHR  
6-Channel with Head Roll



AS-W42-3CHHO  
3-Horizontal-Channel  
Rounded



AD-W436-12CH  
12-Channel



AS-W48-BT  
Button-tuft

Effective May 2026

1750 Stone Ridge Drive, Stone Mountain, Georgia | CSR@ATSMFG.com | 770-270-1688



# ALEX STYLE

## UPHOLSTERED CHANNEL-BACK BOOTHS



AS/AD-LX

### STANDARD LENGTHS

- Single: 48" L x 23" D
- Double: 48" L x 43" D
- Deuce Single: 30" L x 23" D
- Deuce Double: 30" L x 44" D
- Wall Bench (per foot): Any length x 23" D
- 1/2 Circle Booth: 48" x 90" x 48"
- 3/4 Circle Booth: 48" x 90" x 90" x 48"

### STANDARD HEIGHTS

36", 42" and 48" H

### SEAT OPTIONS

- Sinuuous spring seat standard.
- Double-foam on plywood seat optional.
- Crumb strip optional.

### WOOD & LAMINATE OPTIONS

Multiple components can be upgraded to ATS Collection or third-party options, including end caps, top caps, inside backs, seat bases, crumb strips, kick plates, and outside backs.



AS-LX42-6CH  
6 Channel Standard Back Single



AD-LXL42-6CH  
6 Channel Laminate Double

Effective May 2026

# ALEX STYLE

## UPHOLSTERED CHANNEL-BACK BOOTHS



AS/AD-LX



### CONSTRUCTION

Upholstery and foam fitted over a computer-cut cabinet-grade plywood frame in AT&S's exclusive interlocking fastened and glued design. Steel floor glides and fully enclosed backs. Angled seat and seat base edges. Integrated crumb strip. Laminate kick plate. Upholstery is per customer's specification.

### CUSTOMIZATION

Colors, wood accents, and steel or wood legs are available. Custom heights are offered, including bar height with a foot shelf. Booths can be completely customized from the ground up. Contact ATSMFG with your ideas.

### STANDARD WOOD FINISHES

Wood Finishes for Ash Planks (indoor)

Natural	Cherry
Honey Oak	Walnut
Dark Walnut	Dark Mahogany
Grey	Black



AS-LXW42-3CH  
6 Channel Wood Single



AS-LX36-6CH  
6 Channel Standard Single

Effective May 2026

1750 Stone Ridge Drive, Stone Mountain, Georgia | CSR@ATSMFG.com | 770-270-1688



# KEVIN STYLE

## UPHOLSTERED DEEP-SEAT BOOTHS ON LEGS



AS/AD-K



AS-K42-3CH  
3-Channel Back Single



AD-K42-RD  
Rain Drop Back Double

### STANDARD LENGTHS:

- Single: 48" L x 23" D
- Double: 48" L x 43" D
- Deuce Single: 30" L x 23" D
- Deuce Double: 30" L x 43" D
- Wall Bench (per foot): Any length x 23" D
- 1/2 Circle Booth: 48" x 90" x 48"
- 3/4 Circle Booth: 48" x 90" x 90" x 48"

### STANDARD HEIGHTS:

36", 42" and 48" Standard

### SEAT OPTIONS:

- Sinuous spring seat standard.
- Double-foam on plywood seat optional.
- Crumb strip optional.

### WOOD & LAMINATE OPTIONS

Multiple components can be upgraded to ATS Collection or third-party options, including end caps, top caps, inside backs, seat bases, crumb strips, kick plates, and outside backs.

## STANDARD INSIDE BACK OPTIONS



AS-K42-P  
Plain



AD-K42-3CH  
3-Channel



AS-K42-6CH  
6-Channel

Effective May 2026



# KEVIN STYLE

## UPHOLSTERED DEEP-SEAT BOOTHS ON LEGS



AS/AD-K

### CONSTRUCTION

Upholstery and foam fitted over a computer-cut cabinet-grade plywood frame in AT&S's exclusive interlocking fastened and glued design. Steel floor glides and fully enclosed backs. Wood legs. Upholstery is per customer's specification.

### CUSTOMIZATION

Colors, wood accents, and steel or wood legs are available. Custom heights are offered, including bar height with a foot shelf. Booths can be completely customized from the ground up. Contact ATSMFG with your ideas.

### STANDARD WOOD FINISHES

Wood Finishes for Ash Planks (indoor)

Natural	Cherry
Honey Oak	Walnut
Dark Walnut	Dark Mahogany
Grey	Black



### STANDARD INSIDE BACK OPTIONS



AD-K42-6CHHR  
6-Channel with Rounded Head Roll



AD-K42-RD  
Rain Drop



AS-K42-BT  
Button-tuft

Effective May 2026

1750 Stone Ridge Drive, Stone Mountain, Georgia | CSR@ATSMFG.com | 770-270-1688



# WAITING BENCHES

## UPHOLSTERED BOOTHS



AWTB



AWTB-46  
Black



AWTB-46  
Custom

### CUSTOMIZATION

Colors, wood accents, and steel or wood legs are available. Custom heights are offered. Waiting Benches can be completely customized from the ground up. Contact ATSMFG with your ideas.

### STANDARD LENGTHS

Wait Bench: 48" and 60" standard  
Wall Bench: Built by the foot  
Extended lengths are built in sections  
Maximum section length: 8 ft

### STANDARD HEIGHTS

All wait benches are 18-1/2" to 19"

### SEAT OPTIONS

Double-foam on plywood seat standard.  
Sinuous spring seat is optional.

### VINYL & LAMINATE OPTIONS

Multiple components can be upgraded to ATS Collection or 3rd party options, including seat, seat base and kick plate.

### CONSTRUCTION

Upholstery and foam fitted over a computer-cut cabinet-grade plywood frame in AT&S's exclusive interlocking fastened and glued design. Steel floor glides. Laminate kick plate. Upholstery is per customer's specification.



Effective May 2026



# WOOD & METAL **BOOTHES**

---





AS/D-KR



AD-KR42-6CH  
6-Channel



AD-KR42-BB  
Bead Board Back Double

### STANDARD WOOD FINISHES

Wood Finishes for Ash Planks (indoor)

Natural	Cherry
Honey Oak	Walnut
Dark Walnut	Dark Mahogany
Grey	Black



### STANDARD LENGTHS

- Single: 48" L x 23" D
- Double: 48" L x 43" D
- Deuce Single: 30" L x 23" D
- Deuce Double: 30" L x 44" D
- Wall Bench (per foot): Any length x 23" D
- 1/2 Circle Booth: 48" x 90" x 48"
- 3/4 Circle Booth: 48" x 90" x 90" x 48"

### STANDARD HEIGHTS

36", 42" and 48" H

### SEAT OPTIONS

- Sinuous spring seat standard.
- Double-foam on plywood seat optional.
- Crumb strip optional.

### WOOD & LAMINATE OPTIONS

Multiple components can be upgraded to ATS Collection or 3rd party options, including end caps, top cap, crumb strip, inside back, seat base, kick plate and outside back.

### CONSTRUCTION

Upholstery and foam fitted over a computer-cut cabinet-grade plywood frame. Commercial double-foam padded removable seat(s). Laminate kick plate. Upholstery is per customer's specification.

### CUSTOMIZATION

Colors, wood accents, and laminate options are available. Custom heights are available including bar height with foot shelf. Booths can be completely customized from the ground up. Contact ATSMFG with your ideas.

Effective May 2026



AS/D-KR



**STANDARD INSIDE BACK OPTIONS**



AS-KR42-P  
Plain



AD-KR42-6CHHR  
6-Channel with Head Roll



AD-KR42-RD  
Rain Drop



AS-KR42-BT  
Button-tuft



AD-KR42-3CH  
3-Channel



AD-KR42-6CH  
6-Channel



AD-KR42-BB  
Bead Board

Effective May 2026

# RUTH STYLE

## WOOD BOOTHS WITH CHANNEL SEAT & BACK

AS/D-R



AS-R42-6CH  
Ruth Style Single



AD-R42-6CH  
Ruth Style Double

### STANDARD LENGTHS

Single: 48" L x 23" D

Double: 48" L x 43" D

Deuce Single: 30" L x 23" D

Deuce Double: 30" L x 44" D

Wall Bench (per foot): Any length x 23" D

1/2 Circle Booth: 48" x 90" x 48"

3/4 Circle Booth: 48" x 90" x 90" x 48"

### STANDARD HEIGHTS

36", 42" and 48" Standard

### SEAT OPTIONS

Double-foam on plywood substrate.

### WOOD & LAMINATE OPTIONS

Multiple components can be upgraded to ATS Collection or 3rd party options, including side panels, inside back, and outside back.



Effective May 2026

1750 Stone Ridge Drive, Stone Mountain, Georgia | CSR@ATSMFG.com | 770-270-1688

# JOHN STYLE

## WOOD LEG BOOTHS WITH CHANNEL BACK



AS/D-J

### STANDARD LENGTHS

- Single: 48" L x 23" D
- Double: 48" L x 43" D
- Deuce Single: 30" L x 23" D
- Deuce Double: 30" L x 44" D
- Wall Bench (per foot): Any length x 23" D
- 1/2 Circle Booth: 48" x 90" x 48"
- 3/4 Circle Booth: 48" x 90" x 90" x 48"

### STANDARD HEIGHTS

36", 42" and 48" Standard

### SEAT OPTIONS

Double-foam on plywood substrate.

### WOOD & LAMINATE OPTIONS

Multiple components can be upgraded to ATS Collection or 3rd party options, including side panels, inside back, and outside back.



AD-J42-6CH

John Style Double



AD-J42-6CH

John Style Single



Effective May 2026

1750 Stone Ridge Drive, Stone Mountain, Georgia | CSR@ATSMFG.com | 770-270-1688



# PEDRO STYLE

## WOOD PLANK METAL FRAME INDOOR / OUTDOOR



AS/D-P



AS-P36-CPINE

Natural  
(Carbonized Pine - Outdoor)



AS-P42-ASH

Dark Walnut  
(Ash - Indoor)

### STANDARD LENGTHS

- Single: 48" L x 23" D
- Double: 48" L x 46" D
- Single Long: 72" L x 23" D
- Double Long: 72" L x 46" D

### STANDARD HEIGHTS

36" or 42" Standard

### WOOD OPTIONS

- Carbonized Pine for outdoor.
- Ash Plank for indoor.

### CONSTRUCTION

Welded and bolted steel zinc (outdoor) powder coated frame with solid planking for seat and back.

### CUSTOMIZATION

Full customization of frame style, wood and frame colors are available. Contact ATSMFG with your ideas! 10-12 weeks for fully customized products.

### STANDARD WOOD FINISHES

Wood Finishes for Ash Planks (indoor)

Natural	Cherry
Honey Oak	Walnut
Dark Walnut	Dark Mahogany
Grey	Black



Effective May 2026



1750 Stone Ridge Drive, Stone Mountain, Georgia | CSR@ATSMFG.com | 770-270-1688

# MISSION STYLE WOOD

## STRAIGHT BACK SOLID WOOD OPEN BASE



AW

### STANDARD DIMENSIONS

Single: 48" L x 23" D x 48" H  
Double: 46" L x 43" D x 48" H  
Long Single: 72" L x 23" D x 48" H  
Long Double: 72" L x 43" D x 48" H

### SEAT OPTIONS

Padded platform seat

### STANDARD WOOD FINISHES

Frame

Dark Mahogany

Walnut

Seat & Back Pads (also available without pads)

Black

### CONSTRUCTION

Solid wood with steel framing, screwed construction

### CUSTOMIZATION

Full customization of frame style, wood and frame colors are available. 10-12 weeks for fully customized products



AWS-48-WSB

Black padded seat & back



AWD-48-WSB

Black padded seat & back



Effective May 2026

1750 Stone Ridge Drive, Stone Mountain, Georgia | CSR@ATSMFG.com | 770-270-1688

ATSMFG

# MISSION STYLE METAL

## PADDED SEAT WITH CHANNEL BACK



AM



AMS-42-GRY



AMD-42-ORANGE



### STANDARD DIMENSIONS

- Single: 48" L x 23" D x 42" H
- Double: 48" L x 43" D x 42" H
- Long Single: 60" L x 23" D x 42" H
- Long Double: 60" L x 43" D x 42" H

### SEAT OPTIONS

Padded platform seat, channel back.

### STANDARD WOOD FINISHES

Frame

Black

Seat & Back: Standard stocked colors.

Black	Deep Red
Bright Red	Brown
Grey	Orange
Yellow	

### CONSTRUCTION

All steel, welded and bolted construction with foam over substrate attached and inset padding.

### CUSTOMIZATION

Full customization frame colors and upholstery. Contact ATSMFG with your ideas. 10-12 weeks for fully customized products



Effective May 2026



# METAL FRAME SEATING

---



# COMFORT-X SWIVEL SEATING

EXTRA-THICK SEATING, METAL FRAME SWIVEL



## COMFORTX-SERIES

Frame Color: Textured Black powder coat  
 Seats: Black (Stitched ST) and Brown (Button-tuft BT), stocked  
 Customize: Any choice of upholstery, frame color, padded inside back.



### QS STANDARD CONFIGURATION

Frame

Black

Upholstery: ComfortX-ST

ComfortX-BT

Black

Saddle Brown



COMX-ST-BLK  
Black on CX Base



COMX-BT-BRN  
Saddle brown on CX Base



COMX-ST-BSS  
Blue on 77BSS Base

### PRODUCT DETAILS

Seat	Thick, formed foam seats				
Swivels	3° tilt-return and 360° swivel available				
Detached Seat	Ships separately or assembled by request				
Bases	Bar-high, CX base (shown) or 77BSS base				
Weight Capacity	450 lbs				
Warranty	1 Year limited warranty				
Dimensions					
Barstool ST	32"	31"	22"	22"	19 lb
Barstool BT	48"	31"	21"	22"	55 lb



Effective May 2026



1750 Stone Ridge Drive, Stone Mountain, Georgia | CSR@ATSMFG.com | 770-270-1688

# TOLIX-STYLE PLUS

## UNIQUE WIDE-SEAT INDUSTRIAL METAL SEATING



Tolix-Style with wide & deep comfort seating  
 Frame Color: Clear-coat, Red Gloss and White Gloss  
 Seats: Upgrade to fixed-seat cushion or wood seats available  
 Customize: Any choice of upholstered or wood seat.

### AR-820-SERIES



### STANDARD CONFIGURATION

Frame

Clear-Coat	Red Gloss
White Gloss	

Seat - 1-1/2" FSC (see pages 63-77 for standard color options)

Black
-------

Seat: Solid Wood

Natural	Dark Mahogany
Cherry	Walnut
Black	

### PRODUCT DETAILS

Seat	Add-on: 1-1/4" FSC or Solid Wood				
Glides	Clear nylon, insert style				
Assembly	Barstool ships with loose back.				
Stack Capacity	8-14, wood or padded reduce 50%				
Weight Capacity	350 lbs				
Warranty	1 Year limited warranty				
Pallet Size	48" x 40" x 84"H				
Units Per Pallet	Chairs: 24				
	Barstool: Loose Back, 24				
Dimensions					
Chair	34"	17"	17"	17"	14 lb
Barstool	45"	30"	14"	14"	16 lb
Backless Barstool		30"	15"	15"	18 lb

AR-820BS-GDF  
Fixed Seat  
Cushion (FSC)



AR-822BB-GDF  
15" seat



AR-802L-GDF  
17" seat  
Clear-coat



AR-820BS-RDG  
13" seat



AR-822BB-RDG  
15" seat



AR-802L-RDG  
15" seat  
Red Gloss



AR-820BS-W  
Fixed Seat  
Cushion (FSC)



AR-802L-W  
15" seat  
White Gloss



Effective May 2026

1750 Stone Ridge Drive, Stone Mountain, Georgia | CSR@ATSMFG.com | 770-270-1688



# LADDER-BACK

## BLACK METAL FRAME SEATING

### 77-SERIES

Frame Color: Textured Black powder coat.  
 Seats: Choose from upholstered, solid wood or veneer.  
 Customize: Any choice of frame or seat color, padded seat or fixed seat cushion.



77-BS



77-BSS



77

### OS STANDARD CONFIGURATION

Frame

Black

Seat: 2" Padded (see pages 63-77 for standard color options)

Black

Seat: Solid Wood or Veneer

Natural	Dark Mahogany
Cherry	Walnut
Black	

### PRODUCT DETAILS

Seat	2" Vinyl padded on substrate, Standard				
Glides	Clear nylon, insert style				
Detached Seat	Fully assembled option available				
Stack Capacity	Non-stackable once assembled				
Weight Capacity	450 lbs				
Warranty	1 Year limited warranty				
Pallet Size	48" x 40" x 84"H				
Units Per Pallet	Chairs: 16 (20 unassembled)				
	Barstool: 8				
Dimensions					
Chair	32"	18"	17"	17"	19 lb
Barstool	42"	30"	17"	17"	23 lb
Swivel	46"	31"	17"	17"	30 lb

Effective May 2026

# LADDER-BACK

## CLEAR-COAT METAL FRAME SEATING

### 77C-SERIES

Frame Color: Clear-coat over raw steel.

Seats: Choose from upholstered, solid wood or veneer.

Customize: Any choice of frame or seat color, padded seat or fixed seat cushion.

Options: Foot Rail Guard, Boot Glides.

### QS STANDARD CONFIGURATION

Frame

Clear-Coat

Seat: 2" Padded (see pages 63-77 for standard color options)

Black

Seat: Solid Wood or Veneer

Natural






Dark Mahogany

Cherry

Walnut

Black

### PRODUCT DETAILS

Seat	2" Vinyl padded on substrate, Standard				
Glides	Clear nylon, insert style				
Detached Seat	Fully assembled option available				
Stack Capacity	Non-stackable once assembled				
Weight Capacity	450 lbs				
Warranty	1 Year limited warranty				
Pallet Size	48" x 40" x 84"H				
Units Per Pallet	Chairs: 16 (20 unassembled)				
	Barstool: 8				
Dimensions					
Chair	32"	18"	17"	17"	19 lb
Barstool	42"	30"	17"	17"	23 lb
Swivel	46"	31"	17"	17"	30 lb



77C-BS



77C-BSS



77C

NOTE: Clear-coat is an industrial-style clear coating over raw steel. Rust veining is expected.

Effective May 2026

# LADDER-BACK

## SILVER-CHROME METAL SEATING

### 77SC-SERIES

Frame Color: Silver-chrome (Nearly Chrome).

Seats: Choose from upholstered, solid wood or veneer.

Customize: Any choice of frame or seat color, padded seat or fixed seat cushion.

Options: Foot Rail Guard, Boot Glides.



### QS STANDARD CONFIGURATION

Frame

Silver-chrome

Seat: 2" Padded (see pages 63-77 for standard color options)

Black

Seat: Solid Wood or Veneer

Natural	Dark Mahogany
Cherry	Walnut
Black	

### PRODUCT DETAILS

Seat	2" Vinyl padded on substrate, Standard				
Glides	Clear nylon, insert style				
Detached Seat	Fully assembled option available				
Stack Capacity	Non-stackable once assembled				
Weight Capacity	450 lbs				
Warranty	1 Year limited warranty				
Pallet Size	48" x 40" x 84" H				
Units Per Pallet	Chairs: 16 (20 unassembled)				
	Barstool: 8				
Dimensions					
Chair	32"	18"	17"	17"	19 lb
Barstool	42"	30"	17"	17"	23 lb
Swivel	46"	31"	17"	17"	30 lb

Effective May 2026

# DOUBLE-CROSS BACK

## BLACK METAL FRAME SEATING

78-SERIES

Frame Color: Textured Black powder coat.

Seats: Choose from upholstered, solid wood or veneer.

Customize: Any choice of frame or seat color, padded seat or fixed seat cushion.

### QS STANDARD CONFIGURATION

Frame

Black

Seat: 2" Padded (see pages 63-77 for standard color options)

Black

Seat: Solid Wood or Veneer

Natural






Dark Mahogany

Cherry

Walnut

Black

### PRODUCT DETAILS

Seat	2" Vinyl padded on substrate, Standard				
Glides	Clear nylon, insert style				
Detached Seat	Fully assembled option available				
Stack Capacity	Non-stackable once assembled				
Weight Capacity	450 lbs				
Warranty	1 Year limited warranty				
Pallet Size	48" x 40" x 84"H				
Units Per Pallet	Chairs: 16 (20 unassembled)				
	Barstool: 8				
Dimensions					
Chair	32"	18"	17"	17"	19 lb
Barstool	42"	30"	17"	17"	23 lb
Swivel	46"	32"	17"	17"	30 lb



78-BS



78-BSS



78

Effective May 2026

**ATSMFG**

# WOOD CIRCLE-CUT BACK

## BLACK METAL FRAME, WOOD INSERT BACK SEATING



77A-SERIES

Frame Color: Textured Black powder coat.  
 Seats: Choose from upholstered, solid wood or veneer.  
 Backs: A-Circle, B-Circle & Lines.  
 Customize: Any choice of upholstery or frame color.



77A-BS



77A-BSS



77A



### PRODUCT DETAILS

Seat	2" Vinyl padded on substrate, Standard				
Glides	Clear nylon, insert style				
Detached Seat	Fully assembled option available				
Stack Capacity	Non-stackable once assembled				
Weight Capacity	450 lbs				
Warranty	1 Year limited warranty				
Pallet Size	48" x 40" x 84"H				
Units Per Pallet	Chairs: 16 (20 unassembled)				
	Barstool: 8				
Dimensions					
Chair	33"	18"	17"	17"	19 lb
Barstool	43"	30"	17"	17"	23 lb
Swivel	47"	32"	17"	17"	30 lb

Effective May 2026



1750 Stone Ridge Drive, Stone Mountain, Georgia | CSR@ATSMFG.com | 770-270-1688

# WOOD CIRCLE & LINES BACK

BLACK METAL FRAME, WOOD INSERT BACK SEATING



77B-SERIES



77B-BS



77B-BSS



77B

**QS STANDARD CONFIGURATION**

Frame

Black

Seat: 2" Padded (see pages 63-77 for standard color options)

Black

Seat: Solid Wood or Veneer

Natural

Dark Mahogany

Cherry

Walnut

Black

Effective May 2026



# WOOD MULTI-LINE BACK

## BLACK METAL FRAME, WOOD INSERT BACK SEATING



### 77E-SERIES

Frame Color: Textured Black powder coat.  
 Seats: Choose from upholstered, solid wood or veneer.  
 Back: 77E-Lines, 72-Coffee.  
 Customize: Any choice of upholstery or frame color.



77E-BS



77E-BSS



77E



### PRODUCT DETAILS

Seat	2" Vinyl padded on substrate, Standard				
Glides	Clear nylon, insert style				
Detached Seat	Fully assembled option available				
Stack Capacity	Non-stackable once assembled				
Weight Capacity	450 lbs				
Warranty	1 Year limited warranty				
Pallet Size	48" x 40" x 84"H				
Units Per Pallet	Chairs: 16 (20 unassembled)				
	Barstool: 8				
Dimensions					
Chair	32"	18"	17"	17"	19 lb
Barstool	42"	30"	17"	17"	23 lb
Swivel	46"	32"	17"	17"	30 lb

Effective May 2026



1750 Stone Ridge Drive, Stone Mountain, Georgia | CSR@ATSMFG.com | 770-270-1688

# WOOD COFFEE CUP BACK

BLACK METAL FRAME, WOOD INSERT BACK SEATING



72-SERIES



72-BS



72-BSS



72

## QS STANDARD CONFIGURATION

Frame

Black

Seat: 2" Padded (see pages 63-77 for standard color options)

Black

Seat: Solid Wood or Veneer

Natural

Dark Mahogany

Cherry

Walnut

Black

Effective May 2026



1750 Stone Ridge Drive, Stone Mountain, Georgia | CSR@ATSMFG.com | 770-270-1688

# WINDOW-BACK

## BLACK METAL FRAME SEATING

### 85-SERIES

Frame Color: Textured Black powder coat.  
 Seats: Choose from upholstered, solid wood or veneer.  
 Customize: Any choice of frame or seat color, padded seat or fixed seat cushion.



### QS STANDARD CONFIGURATION

Frame

Black

Seat: 2" Padded (see pages 63-77 for standard color options)

Black

Seat: Solid Wood or Veneer

Natural	Dark Mahogany
Cherry	Walnut
Black	

### PRODUCT DETAILS

Seat	2" Vinyl padded on substrate, Standard				
Glides	Clear nylon, insert style				
Detached Seat	Fully assembled option available				
Stack Capacity	Non-stackable once assembled				
Weight Capacity	450 lbs				
Warranty	1 Year limited warranty				
Pallet Size	48" x 40" x 84"H				
Units Per Pallet	Chairs: 16 (20 unassembled)				
	Barstool: 8				
Dimensions					
Chair	34"	18"	17"	17"	19 lb
Barstool	43"	30"	17"	17"	23 lb
Swivel	46"	32"	17"	17"	30 lb

Effective May 2026

# FLARED SLAT-BACK

## BLACK METAL FRAME SEATING

### 87-SERIES

Frame Color: Textured Black powder coat.  
 Seats: Choose from upholstered, solid wood or veneer.  
 Customize: Any choice of frame or seat color, padded seat or fixed seat cushion.

#### QS STANDARD CONFIGURATION

Frame

Black

Seat: 2" Padded (see pages 63-77 for standard color options)

Black

Seat: Solid Wood or Veneer

Natural      Dark Mahogany

Cherry      Walnut

Black

#### PRODUCT DETAILS

Seat	2" Vinyl padded on substrate, Standard				
Glides	Clear nylon, insert style				
Detached Seat	Fully assembled option available				
Stack Capacity	Non-stackable once assembled				
Weight Capacity	450 lbs				
Warranty	1 Year limited warranty				
Pallet Size	48" x 40" x 84"H				
Units Per Pallet	Chairs: 16 (20 unassembled)				
	Barstool: 8				
Dimensions					
Chair	34"	18"	17"	17"	19 lb
Barstool	43"	30"	17"	17"	23 lb
Swivel	46"	32"	17"	17"	30 lb



Effective May 2026

# RUSTIC SCHOOLHOUSE

## METAL FRAME WITH OAK SEAT & BACK

95-SERIES

Frame Color: Textured Black powder coat.  
 Seats: Solid wood. Upholstered padded or fixed seat cushion is optional.  
 Customize: Any choice of frame or seat color, padded seat or fixed seat cushion.



95-BS  
Black

### OS STANDARD CONFIGURATION

Frame

Black

Seat & Back: Solid Wood (see pages 63-77 for padded colors)

Natural	Walnut
Black	Distressed Walnut

### PRODUCT DETAILS

Seat	2" Vinyl padded on substrate, Standard				
Glides	Clear nylon, insert style				
Attached Seat	Ships fully assembled				
Stack Capacity	Non-stackable once assembled				
Weight Capacity	450 lbs				
Warranty	1 Year limited warranty				
Pallet Size	48" x 40" x 84"H				
Units Per Pallet	Chairs: 16 (20 unassembled)				
	Barstool: 8				
Dimensions					
Chair	32"	18"	17"	17"	19 lb
Barstool	42"	30"	17"	17"	23 lb



95  
Industrial Distressed  
Dark Walnut



95  
Natural

Effective May 2026





# WOOD FRAME SEATING



# CURVED WOOD BACK

## CUSTOM BEECH WOOD FRAME SEATING



AR-570-SERIES

Frame Color: Stocked as unfinished, all colors available.  
 Seat: Choose from solid wood or upholstered padded.  
 Customize: Any choice of wood or frame color, padded seat.



AR-570



AR-570-BS

### STANDARD CONFIGURATION

Frame (finished by order)

All Colors

Seat: 2" Padded (see pages 63-77 for standard color options)

All Colors

### PRODUCT DETAILS

Seat	2" Padded				
Glides	Black nail-in nylon				
Attached Seat	Ships fully assembled				
Stack Capacity	Non-stackable				
Weight Capacity	400 lbs				
Warranty	1 Year limited warranty				
Pallet Size	48" x 40" x 84"H				
Units Per Pallet	Chairs: 16 (20 unassembled)				
	Barstool: 8				
Dimensions					
Chair	35"	19"	17"	17"	17 lb
Barstool	44"	31"	17"	17"	19 lb



Effective May 2026

1750 Stone Ridge Drive, Stone Mountain, Georgia | CSR@ATSMFG.com | 770-270-1688



# FLOATING BACK

## CUSTOM BEECH WOOD FRAME SEATING

### AR-532-SERIES

Frame Color: Stocked as unfinished, all colors available.  
 Seat: Choose from solid wood, padded or fixed seat cushion.  
 Customize: Any choice of frame or seat color, padded seat or fixed seat cushion.

#### STANDARD CONFIGURATION

Frame (finished by order)



Seat: 2" Padded (see pages 63-77 for standard color options)



Seat: Solid Wood

Natural	Dark Mahogany
Cherry	Walnut
Black	



AR-532



AR-532-BS

#### PRODUCT DETAILS

Seat	2" Vinyl padded on substrate, Standard				
Glides	Black nail-in nylon				
Attached Seat	Ships fully assembled				
Stack Capacity	Non-stackable once assembled				
Weight Capacity	450 lbs				
Warranty	1 Year limited warranty				
Pallet Size	48" x 40" x 84"H				
Units Per Pallet	Chairs: 16 (20 unassembled)				
	Barstool: 8				
Dimensions					
Chair	32"	19"	17"	17"	15 lb
Barstool	43"	31"	17"	17"	19 lb

Effective May 2026

# WOOD BACK

## BEECH WOOD FRAME SEATING



### AR-582-SERIES

Frame Color: Stocked as unfinished, all colors available.  
 Seat: Choose from solid wood, padded or fixed seat cushion.  
 Customize: Any choice of frame or seat color, padded seat or fixed seat cushion.



AR-582

#### STANDARD CONFIGURATION






Frame (finished by order)

All Colors

Seat: 2" Padded (see pages 63-77 for standard color options)

All Colors

#### PRODUCT DETAILS

Seat	2" Padded				
Glides	Black nail-in nylon				
Attached Seat	Ships fully assembled				
Stack Capacity	Non-stackable				
Weight Capacity	400 lbs				
Warranty	1 Year limited warranty				
Pallet Size	48" x 40" x 84"H				
Units Per Pallet	Chairs: 16 (20 unassembled)				
	Barstool: 8				
Dimensions					
Chair	35"	19"	17"	19"	18 lb
Barstool	44"	31"	17"	17"	23 lb



AR-582-BS



Effective May 2026



# WINDOW BACK

## BEECH WOOD FRAME SEATING

### 523-SERIES

Stocked Frame Colors: Cherry, Dark Mahogany and Walnut.  
 Seat: Choose from solid wood, padded or fixed seat cushion.  
 Customize: Any choice of frame or seat color, padded seat or fixed seat cushion.

#### STANDARD CONFIGURATION

Frame

Cherry	
Dark Mahogany	Walnut

Seat: 2" Padded (see pages 63-77 for standard color options)

Black
-------

Seat: Solid Wood

Natural	Dark Mahogany
Cherry	Walnut
Black	



523

#### PRODUCT DETAILS

Seat	2" Vinyl padded on substrate, Standard				
Glides	Black nail-in nylon				
Attached Seat	Ships fully assembled				
Stack Capacity	Non-stackable once assembled				
Weight Capacity	450 lbs				
Warranty	1 Year limited warranty				
Pallet Size	48" x 40" x 84"H				
Units Per Pallet	Chairs: 16 (20 unassembled)				
	Barstool: 8				
Dimensions					
Chair	32"	19"	17"	17"	15 lb
Barstool	43"	31"	17"	17"	19 lb



523-BS

Effective May 2026

# FLARED SLAT-BACK

## BEECH WOOD FRAME SEATING

### 627-SERIES

Stocked Frame Colors: Cherry, Dark Mahogany and Walnut.

Seat: Choose from solid wood, padded or fixed seat cushion.

Customize: Any choice of frame or seat color, padded seat or fixed seat cushion.



627

### QS STANDARD CONFIGURATION

Frame

Cherry	
Dark Mahogany	Walnut

Seat: 2" Padded (see pages 63-77 for standard color options)

Black
-------

Seat: Solid Wood

Natural	Dark Mahogany
Cherry	Walnut
Black	



627-BS

### PRODUCT DETAILS

Seat	2" Vinyl padded on substrate, Standard				
Glides	Black nail-in nylon				
Attached Seat	Ships fully assembled				
Stack Capacity	Non-stackable once assembled				
Weight Capacity	450 lbs				
Warranty	1 Year limited warranty				
Pallet Size	48" x 40" x 84"H				
Units Per Pallet	Chairs: 16 (20 unassembled)				
	Barstool: 8				
Dimensions					
Chair	32"	19"	17"	17"	15 lb
Barstool	43"	31"	17"	17"	19 lb

Effective May 2026

# CLASSIC SCHOOLHOUSE

## SLAT-BACK BEECH WOOD FRAME SEATING



830-SERIES

Stocked Frame Colors: Cherry, Dark Mahogany and Walnut.

Seat: Choose from solid wood, padded or fixed seat cushion.

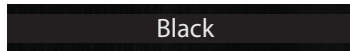
Customize: Any choice of frame or seat color, padded seat or fixed seat cushion.

### STANDARD CONFIGURATION

Frame



Seat: 2" Padded (see pages 63-77 for standard color options)



Seat: Solid Wood



### PRODUCT DETAILS

Seat	Solid Wood Standard or 2" Padded				
Glides	Black nail-in nylon				
Attached Seat	Ships fully assembled				
Stack Capacity	Non-stackable once assembled				
Weight Capacity	450 lbs				
Warranty	1 Year limited warranty				
Pallet Size	48" x 40" x 84"H				
Units Per Pallet	Chairs: 16 (20 unassembled)				
	Barstool: 8				
Dimensions					
Chair	36"	19"	17"	17"	17 lb
Barstool	44"	31"	17"	17"	19 lb



Effective May 2026



# CLASSIC LADDER-BACK

## BEECH WOOD FRAME SEATING

880-SERIES

Stocked Frame Colors: Natural, Dark Mahogany and Walnut.

Seat: Choose from solid wood, padded or fixed seat cushion.

Customize: Any choice of frame or seat color, padded seat or fixed seat cushion.



880

### QS STANDARD CONFIGURATION

Frame

Natural	
Dark Mahogany	Walnut

Seat: 2" Padded (see pages 63-77 for standard color options)

Black
-------

Seat: Solid Wood

Natural	Dark Mahogany
Cherry	Walnut
Black	



880-BS

### PRODUCT DETAILS

Seat	2" Vinyl padded on substrate, Standard				
Glides	Black nail-in nylon				
Attached Seat	Ships fully assembled				
Stack Capacity	Non-stackable once assembled				
Weight Capacity	450 lbs				
Warranty	1 Year limited warranty				
Pallet Size	48" x 40" x 84"H				
Units Per Pallet	Chairs: 16 (20 unassembled)				
	Barstool: 8				
Dimensions					
Chair	32"	19"	17"	17"	15 lb
Barstool	43"	31"	17"	17"	19 lb

Effective May 2026

1750 Stone Ridge Drive, Stone Mountain, Georgia | CSR@ATSMFG.com | 770-270-1688

# FLOATING SLAT BACK

## BEECH WOOD FRAME SEATING

900-SERIES

Stocked Frame Colors: Cherry, Dark Mahogany and Walnut.

Seat: Choose from solid wood, padded or fixed seat cushion.

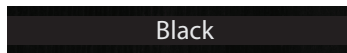
Customize: Any choice of frame or seat color, padded seat or fixed seat cushion.

### QS STANDARD CONFIGURATION

Frame



Seat: 2" Padded (see pages 63-77 for standard color options)



Seat: Solid Wood



900



900-BS

### PRODUCT DETAILS

Seat	Solid Wood Standard or 2" Padded				
Glides	Black nail-in nylon				
Attached Seat	Ships fully assembled				
Stack Capacity	Non-stackable once assembled				
Weight Capacity	450 lbs				
Warranty	1 Year limited warranty				
Pallet Size	48" x 40" x 84"H				
Units Per Pallet	Chairs: 16 (20 unassembled)				
	Barstool: 8				
Dimensions					
Chair	36"	19"	16"	18"	17 lb
Barstool	44"	31"	16"	18"	19 lb

Effective May 2026

1750 Stone Ridge Drive, Stone Mountain, Georgia | CSR@ATSMFG.com | 770-270-1688

# TRADITIONAL SCHOOLHOUSE

## BRACKET & SLAT BEECH WOOD FRAME SEATING



930-SERIES

Stocked Frame Colors: Cherry, Dark Mahogany and Walnut.  
 Seat: Choose from Solid Wood, Upholstered padded or fixed seat cushion.  
 Customize: Any choice of wood color, padded seat or fixed seat cushion.



930

### STANDARD CONFIGURATION

Frame

Cherry	
Dark Mahogany	Walnut

Seat: 2" Padded (see pages 63-77 for standard color options)

Black
-------

Seat: Solid Wood

Natural	Dark Mahogany
Cherry	Walnut
Black	



930-BS

### PRODUCT DETAILS

Seat	Solid Wood Standard or 2" Padded				
Glides	Black nail-in nylon				
Attached Seat	Ships fully assembled				
Stack Capacity	Non-stackable once assembled				
Weight Capacity	450 lbs				
Warranty	1 Year limited warranty				
Pallet Size	48" x 40" x 84"H				
Units Per Pallet	Chairs: 16 (20 unassembled)				
	Barstool: 8				
Dimensions					
Chair	36"	19"	16"	18"	17 lb
Barstool	44"	31"	16"	18"	19 lb

Effective May 2026

1750 Stone Ridge Drive, Stone Mountain, Georgia | CSR@ATSMFG.com | 770-270-1688



# URBAN RUSTIC

## METAL STYLING WITH RUSTIC WOOD SEATING



960-SERIES

Frame Color: Rustic Walnut and Textured Black powder coat.  
 Seat & Back: solid wood is standard, or choose padded or fixed seat cushion.  
 Customize: Any choice of wood or frame color, padded seat or fixed seat cushion.



960



960-BS



### STANDARD CONFIGURATION

Frame: Black      Frame, Seat, Back: Rustic Light Walnut



#### PRODUCT DETAILS

Seat	Solid wood, FSC or Padded available				
Glides	Black, nail-in nylon				
Attached Seat	Ships fully assembled				
Stack Capacity	Non-stackable once assembled				
Weight Capacity	500 lbs				
Warranty	1 Year limited warranty				
Pallet Size	48" x 48" x 84"H				
Units Per Pallet	Chairs: 16 (20 unassembled)				
	Barstool: 8				
Dimensions					
Chair	34"	18"	18"	18"	20 lb
Barstool	43"	30"	18"	18"	27 lb

Effective May 2026



1750 Stone Ridge Drive, Stone Mountain, Georgia | CSR@ATSMFG.com | 770-270-1688

# ELBOW CHAIR

## FLOATING BACK, WOOD CHAIR

980-SERIES

Stocked Frame Colors: Natural and Walnut.

Vinyl colors: See pages 63-77 for color options.

Customize: Any choice of wood or frame color, padded seat.



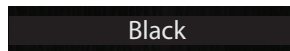
980



### STANDARD CONFIGURATION

Frame

Frame, Seat, Back: Rustic Light Walnut



Black



Rustic Walnut

### PRODUCT DETAILS

Seat	1-1/2" Contour Padded				
Glides	Tan, nail-in nylon				
Attached Seat	Ships fully assembled				
Stack Capacity	Non-stackable once assembled				
Weight Capacity	500 lbs				
Warranty	1 Year limited warranty				
Pallet Size	48" x 48" x 84"H				
Units Per Pallet	Chairs: 16 (20 unassembled)				
	Barstool: 8				
Dimensions					
Chair	35"	18"	18"	18"	20 lb
Barstool	44"	30"	18"	18"	27 lb



980-BS

Effective May 2026

1750 Stone Ridge Drive, Stone Mountain, Georgia | CSR@ATSMFG.com | 770-270-1688



# TABLE TOPS & TABLE BASES

---



# LAMINATE TOPS

EDGE-BANDED, VINYL BULLNOSE



## TTE-SERIES



- AS-TTEPV2  
Matching PVC  
Calcutta Marble
- AS-TTEAC2  
Acrylic Multiplex  
Truss Maple
- AS-TTEPV2  
Matching PVC  
Antique Bourbon

### 2 STANDARD STYLES

#### HD Edgebanded Laminate Tops 1-3/16" Thick

QuickBuilt, laminated tops with HD Acrylic or PVC edge-banding. Standard Wilsonart laminates, Edges in Acrylic Multiplex, Wilsonart Matching PVC, or Solid Color PVC. 1-1/8" particle board with backer sheet. Production time, 5-6 weeks.

Built-to-Order options in 1-1/2" thick also available, with QuickShip options in Calcutta Warm with matching HD Edge-banding.

#### T-Mold Vinyl Bullnose Laminate Tops 1-1/2" Thick

Built-to-order, laminated tops with Bullnose T-mold edging. Available in 3 edging color choices. ATS Laminate Collection available (see back of catalog). 1-7/16" particle board with backer sheet. Production time, 10-12 weeks.



ATB  
Persian Blue, Black  
Bullnose

### STANDARD SIZES

24" x 30" 30 lbs	24"R 24 lbs	30" x 30" 37 lbs
24" x 42" 48 lbs	30"R 43 lbs	36" x 36" 54 lbs
30" x 45" 59 lbs	36"R 59 lbs	42" x 42" 95 lbs
30" x 48" 59 lbs	42"R 85 lbs	
30" x 60" 74 lbs	48"R 101 lbs	
30" x 72" 89 lbs	60"R 160 lbs	
36" x 72" 107 lbs		


### STANDARD EDGE-BANDED COLORS



### STANDARD BULLNOSE COLORS



ATE-W  
QuickShip 1-1/2"  
Walnut w/ Black Edge



ATE-WH  
QuickShip 1-1/2"  
Calcutta Available

ATE-GY  
QuickShip 2" Grey  
Woodgrain Available

Effective May 2026



# LAMINATE TOPS

## WOOD EDGE



### TTE & ATW-SERIES



## 2 STANDARD STYLES

### Chamfered Wood Edge, Laminate Tops 1.75" Thick

QuickBuilt, overlay style, laminated tops with Wood Drop-Edge with chamfered profile. Standard Wilsonart laminates. 1-1/4 particle board with 2" Drop edge. Production time, 5-6 weeks.

### Wood Edge Inlay Tops 1-1/2" to 2-1/2"

Built-to-order, inlay style, laminated tops with oak or ash, or beech wood trim. Border profile is fully customizable, from eased to bullnose or waterfall profiles. ATS Laminate Collection available (see back of catalog). 1-1/2" particle board with backer sheet. Production time, 10-12 weeks.



AO-TTEWC

Natural Rift w/ Natural Edge  
Cipollino w/ Walnut Edge

## STANDARD SIZES

24" x 30" 30 lbs	30" x 60" 74 lbs	30" x 30" 37 lbs
24" x 42" 48 lbs	30" x 72" 89 lbs	36" x 36" 54 lbs
30" x 45" 59 lbs	36" x 72" 107 lbs	42" x 42" 95 lbs
30" x 48" 59 lbs		



ATW

Calcutta w/ Natural Edge



## STANDARD WOOD EDGE FINISHES

Natural	Cherry	
Walnut	Dark Mahogany	Black

## CONSTRUCTION

Commercial HPL bonded via commercial contact adhesive to particle board substrate. Wood components finished to spec and sealed with catalyzed lacquer. Standard eased corners.

## CUSTOMIZATION

Any size or shape up to 60" x 120" can be produced. Non-standard size up. Round shapes are available in Wood-edge inlay tops only. Contact ATSMFG with your ideas!

Effective May 2026

1750 Stone Ridge Drive, Stone Mountain, Georgia | CSR@ATSMFG.com | 770-270-1688



# LAMINATE TOPS

METAL EDGE, SMOOTH & RIBBED



## ATE-SERIES



ATEAL

Thin-metal Edge, Laminate Top  
Walnut with Brushed Gold Edge




Black



Gold



Aluminum



ATEAL

Overlay metal Edge, Laminate Top  
Marble with Brushed Gold Edge



ATEAR

Ribbed Metal Edge, Laminate Top  
Slate with Gold Edge

### 3 EDGE STYLES

#### Thin Metal Edge - Brushed 1-1/2" Thick (TTEAT)

Built-to-order, edge near-flush with laminate. Radius corners, laminated top.

#### Overlay Metal Edge - Satin 1-1/2" Thick (TTEAL)

Built-to-order, edge overlays laminate. Radius corners, laminated top.

#### Metal Edge Ribbed - Satin 1-1/2" Thick (TTEAR)

Built-to-order, edge near-flush with laminate. Radius corners, laminated top.

### CUSTOMIZATION

Any size or shape up to 60" x 120" can be produced. Non-standard size up. Round shapes are available in Wood-edge inlay tops only. Contact ATSMFG with your ideas!

### LAMINATE & CONSTRUCTION

ATS Laminate Collection available (see back of catalog). 1-1/2" particle board with backer sheet. Production time, 10-12 weeks.

### STANDARD SIZES



24" x 30" 30 lbs  
24" x 42" 48 lbs  
30" x 45" 59 lbs  
30" x 48" 59 lbs



30" x 60" 74 lbs  
30" x 72" 89 lbs  
36" x 72" 107 lbs



30" x 30" 37 lbs  
36" x 36" 54 lbs  
42" x 42" 95 lbs



Effective May 2026

1750 Stone Ridge Drive, Stone Mountain, Georgia | CSR@ATSMFG.com | 770-270-1688



# SHARK-NOSE TOPS

THERMOFORMED 3MIL VINYL, SHARK-NOSE PROFILE



TTE-SERIES



## RUGGED, DESIGNER-READY

QuickBuilt, stylish and versatile, seamless tops are designed for high-traffic commercial use.

Production time 5-6 weeks.




Available in stone, woodgrain, and solid colors, these tops provide a wide range of choices for any decor.

The unique Shark-Nose profile adds a modern twist, while protecting chairs and table edges from damage.

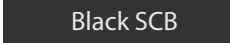
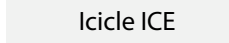
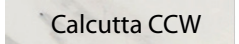
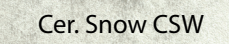
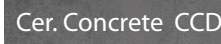



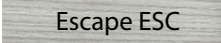
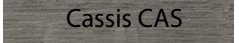
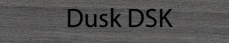
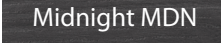






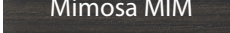


AS-TTESN  
Dusk DSK

## STANDARD SIZES

		
24" x 30" 30 lbs	24"R 24 lbs	30" x 30" 37 lbs
24" x 42" 48 lbs	30"R 43 lbs	36" x 36" 54 lbs
30" x 45" 59 lbs	36"R 59 lbs	42" x 42" 95 lbs
30" x 48" 59 lbs	42"R 85 lbs	
30" x 60" 74 lbs	48"R 101 lbs	
30" x 72" 89 lbs	60"R 160 lbs	
36" x 72" 107 lbs		

## STANDARD COLORS

Solid		
		
Stone		
		
		
WoodGrain		
		
		
		
		
		



## CUSTOMIZATION

Any size or shape up to 60" x 120" can be produced. Non-standard size up. Round shapes are available in Wood-edge inlay tops only. Contact ATSMFG with your ideas!

## CONSTRUCTION

HD textured 3-Mil vinyl is glued and formed under high pressure and heat to a MDF substrate with a melamine backer.

Effective May 2026



# SOLID WOOD TOPS

## BUTCHERBLOCK, PLANK, RUSTIC



### WOOD-SERIES

Choose from 3 standard Styles in multiple species. All with polyurethane finish, in standard thickness of 1-1/4" or 1-3/4" thick.



AR-WB-NAT  
Butcher Block  
Natural Finish



QS  
W-DW  
Beech Wood  
Dark Walnut Finish



QS  
W-IDDW  
Industrial Distressed  
Ash - Dark Walnut



### 3 STANDARD STYLES

#### Butcher Block Ash or Oak: 1-3/4" thick

Built-to-order, solid wood butcher block style. 1/8" radius edges and 1/4" radius corners are standard. Production time, 5-6 weeks.





#### Solid Beech: 1-1/2" thick

Built-to-order (and QuickShip), solid wood plank style with steel cleats. 1/8" radius edges and 1/4" radius corners are standard. Production time 10-12 weeks. QuickShip inventory in Dark Walnut is available.

#### Solid Ash, Industrial Distressed: 1-1/2" thick

Built-to-order, solid wood plank style, industrial distressing with steel cleats. 1/8" radius edges and 1/4" radius corners are standard. Production time 10-12 weeks.

### STANDARD SIZES

		
24" x 30" 30 lbs	24"R 24 lbs	30" x 30" 37 lbs
24" x 42" 48 lbs	30"R 43 lbs	36" x 36" 54 lbs
30" x 45" 59 lbs	36"R 59 lbs	42" x 42" 95 lbs
30" x 48" 59 lbs	42"R 85 lbs	
30" x 60" 74 lbs	48"R 101 lbs	
30" x 72" 89 lbs	60"R 160 lbs	
36" x 72" 107 lbs		Drop Leaf 36" to 51"R 106 lbs 42" to 60"R 168 lbs

### STANDARD WOOD FINISH COLORS

Natural	Cherry	Pecan
Walnut	Dark Mahogany	Black

### AVAILABLE WOOD SPECIES

Ash	Maple
Beech	Oak
Elm	Walnut

### CUSTOMIZATION

Any size or shape can be produced to your specification. All tops can be customized by wood species, thickness, finish, and surface textures. Contact ATSMFG with your ideas!

Effective May 2026

1750 Stone Ridge Drive, Stone Mountain, Georgia | CSR@ATSMFG.com | 770-270-1688



# EASY ASSEMBLY BASES




2-PIECE, STAMPED STEEL WELDED WITH CAST IRON FOOT



## T-M-SERIES

2-Piece bases are strong and fast to install.  
Black bases are stocked as QuickShip.

### STANDARD SIZES

BASES	DINING (-28)		BAR (-40)	
	5" x 22"	15 lbs	5" x 22"	16 lbs
	22" x 22"	18 lbs	22" x 22"	23 lbs
	24" x 30"	22 lbs	24" x 30"	27 lbs
	30" x 30"	23 lbs	30" x 30"	30 lbs
	36" x 36"	35 lbs	36" x 36"	45 lbs
	18" R	29 lbs	18" R	30 lb
	24" R	30 lbs	24" R	44 lbs
	30" R	50 lbs	30" R	47 lbs
	34" R	58 lbs	34" R	60 lbs

### RECOMMENDED BASES-TO-TOP SIZES

TOPS	BASE CHOICES		
24" x 30"	2222	18R	
24" x 42"	2430	18R	
30" x 45"	2430	24R	
30" x 48"	0522(2)	2430	
30" x 60"	0522(2)	18R(2)	
30" x 72"	0522(3)	2222(2)	24R(2)
36" x 72"	2430(2)	24R(2)	
24" x 24"	2222	18R	
30" x 30"	2430	24R	
36" x 36"	3030	30R	
42" x 42"	0522(3)	3333	3636 30R
48" x 48"	0522(3)	3636	4848
60" x 60"	4848		
72" x 72"	4848		
36/51"	3636	4848	

### CUSTOMIZATION

All bases can be re-colored in new powder-coat as Quick-Built. Custom heights, and custom profiles are available as Built-to-Order.



Effective May 2026

1750 Stone Ridge Drive, Stone Mountain, Georgia | CSR@ATSMFG.com | 770-270-1688



# STAINLESS STEEL BASES




## CONTEMPORARY FLAT BASES



### TS/TR-SERIES

3-Part bases for contemporary and modern environments. Black & Stainless bases are stocked as QuickShip.

**QS STANDARD SIZE**

BASES	DINING (-28)		BAR (-40)	
	17" Square	41 lbs	17" Square	44 lbs
	22" Square	58 lbs	22" Square	61 lbs
	18" Round	38 lbs	18" Round	41 lbs
	22" Round	53 lbs	22" Round	56 lbs
	16" x 28"	85 lbs	16" x 28"	91 lbs



### RECOMMENDED TABLE SIZES

TOPS	BASE CHOICES	
24" x 30"	17S	18R
24" x 42"	22S	22R
30" x 45"	2430	24R
30" x 48"	1628	
30" x 60"	17S (2)	18R(2)
30" x 72"	17S (2)	18R(2)
36" x 72"	22S (2)	22R(2)
24" x 24"	17S	18R
30" x 30"	22S	22R
36" x 36"	1628	1628
42" x 42"	17S(2)	18R (2)
48" x 48"	17S(3)	18R (3)
60" x 60"	17S(3)	18R (3)
72" x 72"	22S(3)	22R (3)



### CONSTRUCTION

Welded tubular and plate steel. Rod and bolt style attachment. Cast iron spider (Square Bases). Standard black (BG10) Powder-Coat and Stainless Steel.

### CUSTOMIZATION

All black bases can be re-colored in new powder-coat as Quick-Built. Custom heights, and custom profiles are available.

Effective May 2026

1750 Stone Ridge Drive, Stone Mountain, Georgia | CSR@ATSMFG.com | 770-270-1688





**TRASH**  
RECEPTACLES

---

**HOSTESS**  
STANDS



# STAINLESS TRASH RECEPTACLES

**TRSS-SERIES**

Single, swing door trash receptacles built in stainless steel.



TR2-SS

### CONSTRUCTION FEATURES

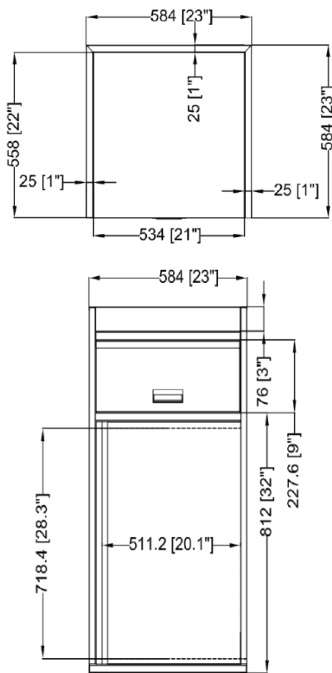
- Stainless steel body with brushed finish.
- Open-top tray design for easy waste disposal.
- Front pull-out drawer / cabinet access.
- Recessed black handle for clean appearance.
- Hinged lower cabinet door for liner removal.
- Concealed internal waste liner compartment.
- Durable welded metal construction.
- Raised back and side panels to help contain spills.
- Easy-to-clean smooth stainless steel surfaces.
- Suitable for commercial indoor use.

### STANDARD MEASUREMENTS

Single: 23" L x 23" D by 45" H

### CUSTOMIZATION

Size, shape, and multiple-unit configurations are customizable. Stocked as shown for QuickShip.



Effective May 2026



# LAMINATE TRASH RECEPTACLES



TR1-3-SERIES

Single and double swing door trash receptacle available in 3/4" thick economic melamine or high-pressure laminate.

## QS CONSTRUCTION FEATURES

- Swing door for easy trash disposal.
- Vinyl Lettering (Black, white or Grey standard).
- 35-gallon liner.
- Magnetic push to open/lock liner cabinet.
- HPL Laminate on substrate.

## STANDARD MEASUREMENTS

Single: 23" wide by 23" deep by 48" tall

Double: 45" wide by 23" deep by 48" tall

## HIGH-PRESSURE LAMINATE FINISHES

Wilsonart® or Formica® HPL laminate.

## CUSTOMIZATION

Multiple color options for swing door lettering. Custom laminate available. Custom dimensions available. Optional casters available.



TR2  
Walnut



TR3  
Blue



Effective May 2026

1750 Stone Ridge Drive, Stone Mountain, Georgia | CSR@ATSMFG.com | 770-270-1688



# HOSTESS STAND

## LAMINATED HOSTESS STAND

WS1

Drawer and cabinet hostess station.  
Latching door, interior shelf and easy-close drawer.



WS-1-GRY  
Grey Woodgrain

### CONSTRUCTION FEATURES

- Swing door for easy access.
- Vinyl Lettering (Black, white or Grey standard) available.
- Cabinet includes an easy-close drawer and adjustable shelf.
- HPL Laminate on substrate.

### STANDARD MEASUREMENTS

24"W, 24"D, 43"H

### STANDARD (STOCKED) LAMINATES



### HIGH-PRESSURE LAMINATE FINISHES

Wilsonart® or Formica® HPL laminate.



### CUSTOMIZATION

Any size or shape can be produced to your specification. All units can be customized by laminate and size. Contact ATSMFG with your ideas!

Effective May 2026



# PLANNING & **OPTIONS**

---



### Packaging & Shipping (Standard Sizes):

- **Upholstered Booth:** 4 single or 2 single plus 1 double per pallet.
- **Wood Booth:** 2 single or 1 double per pallet.
- **1/2 Circle:** 2 pallets each, **3/4 Circle:** 3 pallets each.
- Add 50 pounds per pallet when pricing freight.

### Common Carrier Shipping Dimension Limits:

- Standard pallet is 48" x 48" (L x W).
- Maximum common carrier (LTL) shippable length is 72".
- Maximum of 8 pallets per shipment (per location/day).

### Standard ATS Booth Lengths:

- Single or double booth length is 48".
- Deuce booth length is 30".
- 1/2 circle measures 48" x 90" x 48", 3/4 circle measures 48" x 90" x 90" x 48".
- Wall Benches (also called Banquettes) are sold by the foot length, rounded up.
- All booths (except the Solid Wood Imports) can be created in any lengths with maximum of 8 foot sections.

### Standard ATS Booth Construction:

- Heavy duty poplar hardwood frame, reinforced with fasteners and glued corner blocks.
- Double layered vertical reinforced construction.
- Sinuous spring seat with steel reinforcements and heavy duty connecting links.
- Welt corded seams, removable seats (except in circle booths or corner units).
- Upholstered booths ship with both end caps standard.
- Black vinyl kick plate.

### Standard ATS Booth Dimensions:

- **Dimensions will vary** up to 1" due to differences in foam and coverings.
- **The standard top cap** is 2" wide on all AT&S booths.
- **Seat Depth** is 19".
- **Kick Plate Height** (including glide) is 5".
- **Single depth** from back to front most point is 23".
- **Double depth** from back-most to front most point is 43".

### Finished Outside Backs:

- All 1/2 and 3/4 circle booths have outside upholstered finished backs on the returns only.
- Upholstered single and single deuces have upholstered outside finished backs (unless noted otherwise).
- Wall bench outside backs are not finished.

### Material:

- **COM** (Customer's Own Material) is priced as GR5.
- **Upholstery** is priced in "Grade" groups. Standards are from Grade 5 to Grade 8 depending on raw material fabric yard cost. Contact ATSMFG to determine the grade of chosen upholstery. Multiple colors available at no extra charge.

### Exterior Wood Components:

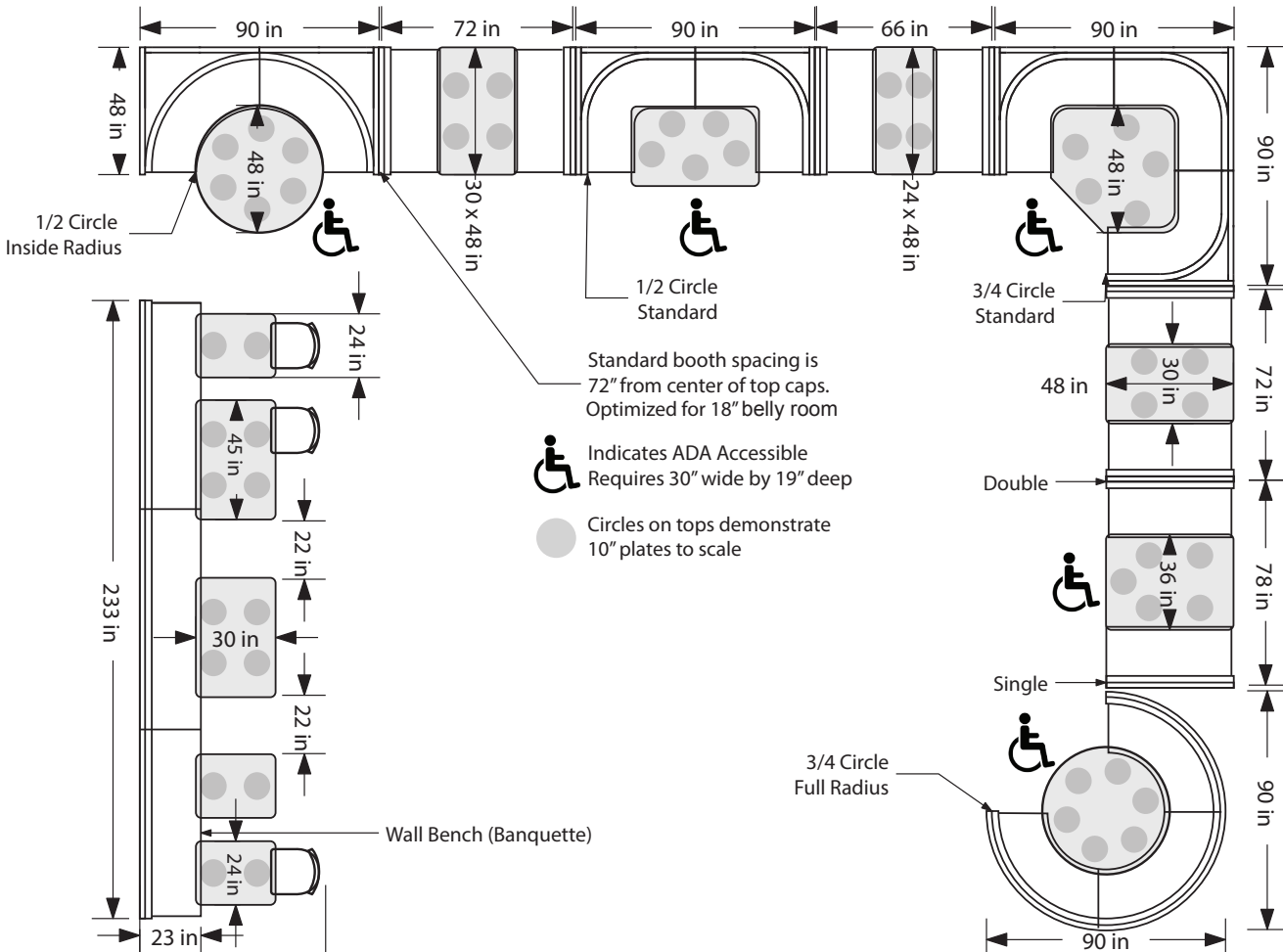
- Exterior wood components are Oak or Maple standard.
- Interior wood components are poplar and industrial furniture grade engineered wood.
- Natural, Cherry, Dark Mahogany, Walnut and Black finishes are available on wood booths and appropriate options.

### WHY BOOTHS?:

- In addition to more privacy and comfort, booths tend to add warmth (and revenue) to the front of the house.
- Booths are available in single, double, 1/2 circle, 3/4 circle and wall benches. Using a wall bench with small tables allows easy conversion from couple settings, to large parties.
- Booths can cost more initially, but they are often a better investment in the long run. The square inches of floor space used for a 4 person booth is just over 3,000, while the square inches for a 4 person table can exceed 5,000. That equates to 30% more revenue per seating in a packed house.

### BOOTH SPACE LAYOUT:

- A standard layout allows the table edge to align vertically with the outer edge of the booth seat. This provides a comfortable 16-18" seating depth.
- If using 30" wide tables, then booths require 72" from center to center of top caps.
- If using 24" wide tables, the space between booths can be reduced to 66" between the center of top caps.
- Note: Cantilever bases are recommended when using 24" tables with booths. Standard table bases limit the clearance between the booth and column to 10.5 inches when using a 24" table in a booth seating.
- Shading representing 10" plates is shown on the diagrams below.



Effective May 2026

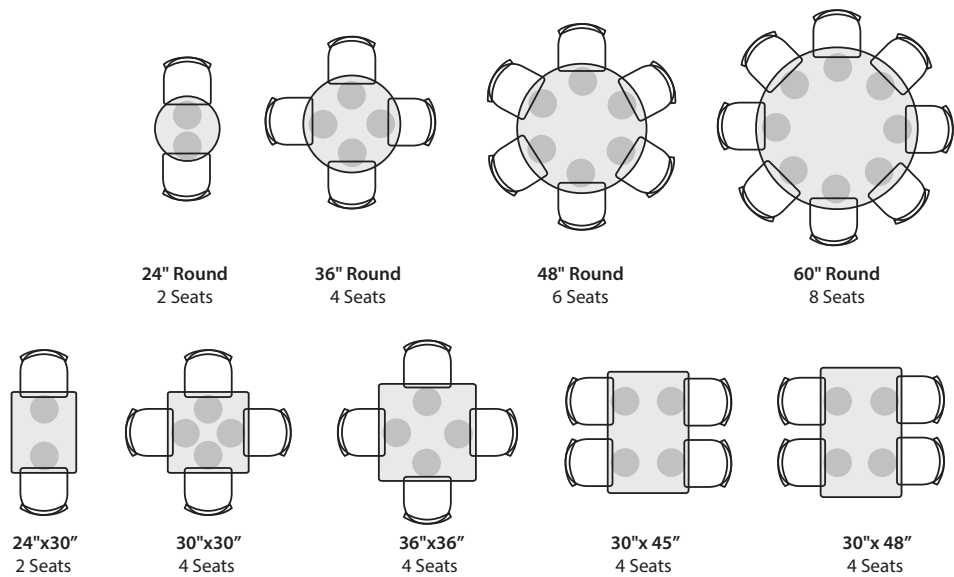
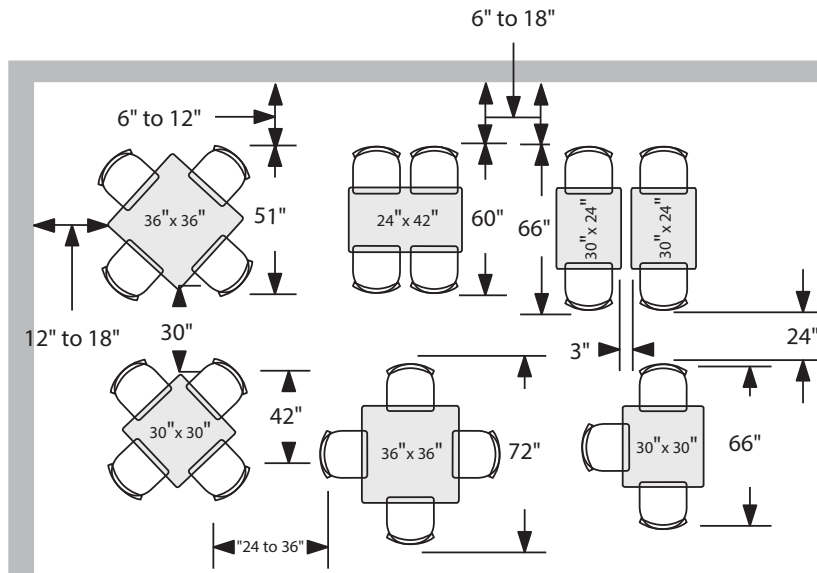
1750 Stone Ridge Drive, Stone Mountain, Georgia | CSR@ATSMFG.com | 770-270-1688

### AISLE WIDTHS:

- Wait staff aisles can be 24" to 30", with service/main aisles 36".
- Allow square inches per seat for:
  - Banquet (close seating): 96-120 sq/in per person.
  - Casual Dining: 120-144 sq.in. per person.
  - White Tablecloth (spacious seating): 144-168 sq/in per person.

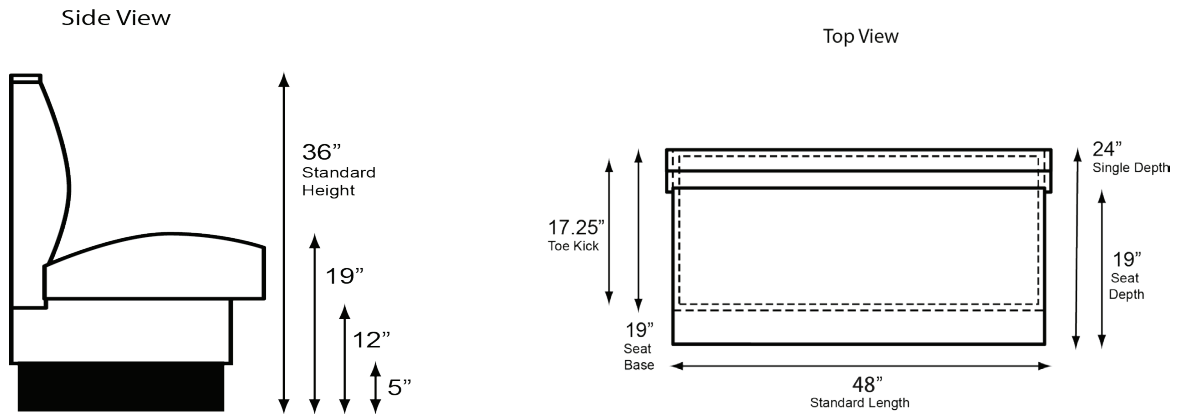
### TABLE SIZES / SPACE NOTES:

- The architectural standard for dining suggests that 300 square inches table space be allowed per diner.
- 24" table width is a minimum, suitable for a diner. 30" is the standard width. Family dining with platters in the center should consider 36" widths.
- Note, in a booth, that a 24" table's column only allows 10.5" for the patron's feet as the slide over. Cantilever Bases are recommended for booths with 24" table widths.
- Shading representing 10" plates is shown.

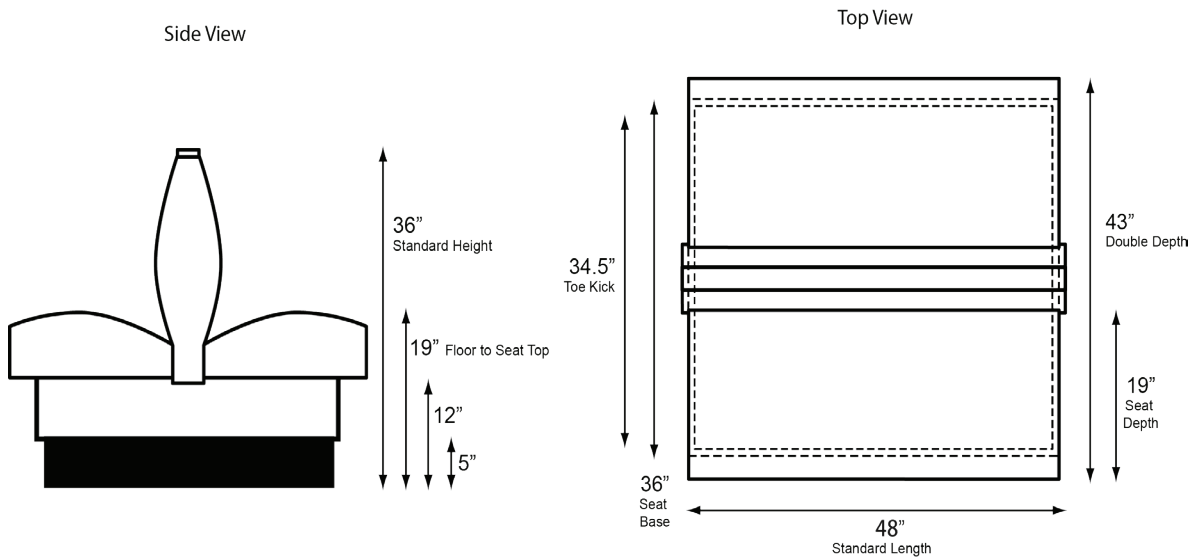


Effective May 2026

**AT&S Single Upholstered Booth Upholstery Dimensions**



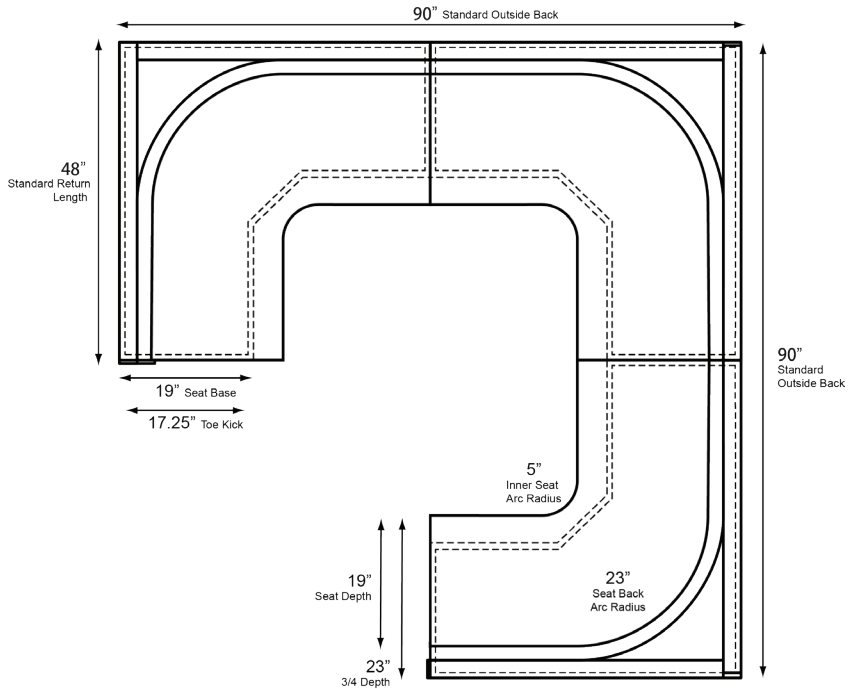
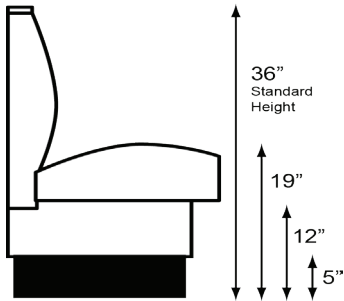
**AT&S Double Upholstered Booth Upholstery Dimensions**



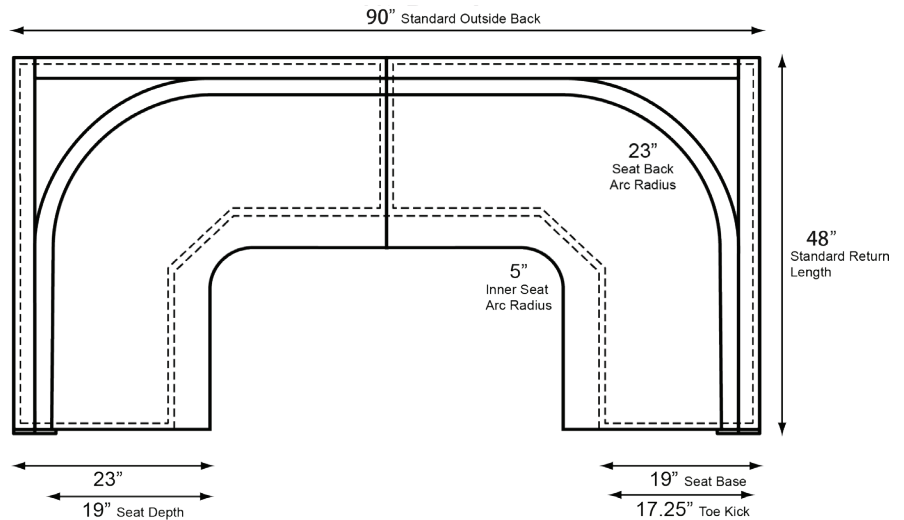
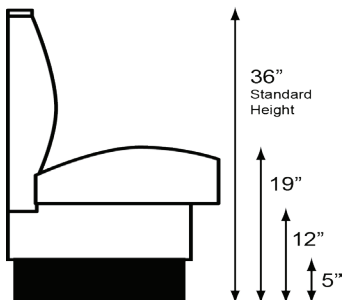
Effective May 2026

### ATS CIRCLE UPHOLSTERED BOOTH DIMENSIONS 3/4 Circle Booth

Side View



Side View



Effective May 2026

1750 Stone Ridge Drive, Stone Mountain, Georgia | CSR@ATSMFG.com | 770-270-1688

# STANDARD COLORS

## WOOD & METAL FINISHES




Color below represent standard colors that we either stock or use everyday.  
 Unlimited color choices are available with QuickBuilt or Built-to-Order products.

### METAL POWDER-COAT




**Textured Black #16**  
(Standard)




**Satin Black # 10**  
(Smooth)




**Silver Flash #00**  
(Glaze)



**Copper Vein #07**  
(Textured)




**Silver Vein #11**  
(Textured)




**Gold Vein #88**  
(Textured)


### METALLIC POWDER-COAT



**Clear-coat #00**  
(Industrial metal)



**Silver-chrome #48**  
(Metallic)




**Dark Gold #09**  
(Satin)




**Metallic Gold #00**  
(Gloss)

### WOOD-LIKE POWDER-COAT

Hand-brushed Powder & Clear-Coat




**Natural**  
(Hand-finished)




**Walnut**  
(Hand-finished)

Woodgrain-transfer Powder



**Natural**  
(Heat-transfer)



**Walnut**  
(Heat-transfer)

Effective May 2026

1750 Stone Ridge Drive, Stone Mountain, Georgia | CSR@ATSMFG.com | 770-270-1688



# STANDARD COLORS


## STOCKED VINYLs - STANDARD WOOD FINISHES



### STOCKED (QUICKSHIP) BOOTH VINYLs



**Black**  
AVC-8540




**Deep Red**  
AVC-8569  
(Burgundy)



**Bright Red**  
AVC-8558



**Brown**  
AVC-8406



**Grey**  
AVC-8619

### STOCKED (QUICKSHIP-ALEX) SEAT VINYLs




**Black**  
93999-30



**Amer. Beauty**  
93999-22




**Curry**  
93999-24




**Palm Grey**  
93999-10

### WOOD FINISHES (SHOWN ON BEECH)




**Natural**




**Cherry**



**Dark Mahogany**



**Walnut**



**Dark Walnut**



**Black**


Effective May 2026

1750 Stone Ridge Drive, Stone Mountain, Georgia | CSR@ATSMFG.com | 770-270-1688





**Frosted Linen**  
 LL-HM03



**Moonbeam**  
 LL-HM04



**Silver Lining**  
 LL-HM30




**Alabaster**  
 LL-HM02




**Tawny Mist**  
 LL-HM06



**Ashen Path**  
 LL-HM08




**Sandstone Glow**  
 LL-HM09



**Marigold Flicker**  
 EE-HM01



**Rusted Oak**  
 EE-HM17



**Autumn Glaze**  
 EE-HM16



**Copper Hearth**  
 EE-HM18




**Solar Flare**  
 EE-HM19




**Amber Rush**  
 EE-HM20




**Chestnut**  
 EE-HM21




**Honeyed Dune**  
 CE-HM11




**Latte Pebble**  
 CE-HM12




**Desert Milk**  
 CE-HM13




**Creamed Walnut**  
 CE-HM14



**Chai Dust**  
 CE-HM15



**Tawny Cream**  
 CE-HM07



**Soft Taupe**  
 CE-HM05



**Cornflower**  
 CLD-HM46



**Bluebell**  
 CLD-HM47



**Riverstone**  
 CLD-HM48



**Deepwater Echo**  
 CLD-HM49



**Denim Cloud**  
 CLD-HM41



**Pale Horizon**  
 CLD-HM37



**HarbouMist**  
 CLD-HM40

Effective May 2026



**Meadow Husk**  
 MDT-HM52




**Forest Canopy**  
 MDT-HM51



**Morning Tide**  
 MDT-HM45



**Mint Mist**  
 MDT-HM35




**Skyfall**  
 MDT-HM44




**Tidewater**  
 MDT-HM43




**Stormy Teal**  
 MDT-HM53




**Oyster Shell**  
 STM-HM33




**Soft Graphite**  
 STM-HM34



**Driftwood Gray**  
 STM-HM39




**Slate Whisper**  
 STM-HM38




**Cloudstone**  
 STM-HM32



**Silver Fog**  
 STM-HM36



**Frosted Ash**  
 STM-HM31



**Mahogany Glow**  
 EMT-HM27




**Cranberry Veil**  
 EMT-HM26




**Blush Hearth**  
 EMT-HM25



**Spiced Pecan**  
 EMT-HM24



**Cinnamon Bark**  
 EMT-HM22



**Chestnut Leather**  
 EMT-HM23

# AVC - GRADE 5

## ATSMFG VINYL COLLECTION



### SPECIFICATIONS

- Width: 55”.
- Thickness: 0.8–1.2 mm (customizable in 0.1mm increments).
- Nominal Weight: 35 oz / Linear Yard.
- Composition: 100% PVC Vinyl surface with Polyester backing.
- Finish Options: Matte, Glossy, Leather-Texture.

### PERFORMANCE TESTING

STRENGTH PERFORMANCE	METHOD	STANDARD	RESULT
Tensile Strength & Elongation	ASTM D5034	≥45LB	51LB
Tear Strength	ASTM D3690	≥10.1LB	15.7LB
Cold Crack	CFFA-6A	0°F	-4°F
DURABILITY PERFORMANCE	METHOD	STANDARD	RESULT
Abrasion Resistance	ASTM D4157	≥100,000 Double Rubs	100,000+
Colorfastness to Crocking	AATCC-8	≥ Grade 4	Grade 4
Accelerated Weathering	ASTM G155	500 Hours Indoor	500 Hours
Waterproof Rating	AATCC-22	≥ Grade 4	Grade 4

### SAFETY & COMPLIANCE

- Flame Resistance: Tested to comply with NFPA 701 and BS 5852 flammability standards.
- REACH Compliant: Conforms to EU chemical safety regulations.
- RoHS Compliant: Free from restricted hazardous substances.
- Phthalate-Free: < 0.1% content.
- Commercial-Grade Performance: Suitable for hospitality and high-traffic environments.

Effective May 2026

1750 Stone Ridge Drive, Stone Mountain, Georgia | CSR@ATSMFG.com | 770-270-1688

**ATSMFG**



**Golden Bridle**  
 SBC-9907



**Desert Fawn**  
 SBC-9905



**Chestnut Trail**  
 SBC-HM29




**Bonfire Ember**  
 SBC-HM30



**Sandspur**  
 SBC-9906




**Copper Hide**  
 SBC-HM28



**Canyon Clay**  
 SBC-9914



**Sandy Drift**  
 WT-9909



**Sable Veil**  
 WT-9908



**Moss Breeze**  
 WT-9910




**Misted Cocoa**  
 WT-9911




**Clouded Cove**  
 WT-9912



**Seafoam Ivory**  
 WT-HM03



**Navy Shadow**  
 MH-9919



**Ash**  
 MH-HM31



**Iron Tide**  
 MH-HM48




**Midnight Stitch**  
 MH-9928




**Fog Leather**  
 MH-HM39




**DeepHarbour**  
 MH-9927




**Rosewood**  
 CH-9922




**Claret Drift**  
 CH-9923




**Rusted Hide**  
 CH-9924



**Cocoa Leather**  
 CH-9925



**Antique Ros**  
 CH-HM19



**Blush Leather**  
 CH-HM11



**Dusty Rose**  
 CH-HM09

Effective May 2026




**Mocha Leather**  
 BH-9926



**Walnut Whisper**  
 BH-9913



**Almond**  
 BH-9929



**Ballet Slipper**  
 BH-HM22




**Chestnut**  
 BH-9916




**Mocha Rose**  
 BH-99139



**Soft Mahogany**  
 BH-9917



**Azure Leather**  
 VH-HM44




**Olive**  
 VH-9915



**Golden Sage**  
 VH-9914



**Coastal Blue**  
 VH-9918



**Morning Sky**  
 VH-HM43




**Denim Leather**  
 VH-HM45



**Seafoam Leather**  
 VH-HM43




**Raven Leather**  
 SDH-9930




**Graphite Leather**  
 SDH-9920




**Onyx**  
 SDH-HM55




**Slate**  
 SDH-HM53



**Steel Drift**  
 SDH-HM54




**Stormcloud**  
 SDH-HM52



**Smoke**  
 SDH-HM51



**Buff Leather**  
 DSH-9904




**Wheat Drift**  
 DSH-9903



**Camel**  
 DSH-9902



**Ivory Leather**  
 DSH-HM02



**Vanilla Hide**  
 DSH-HM04



**Buttermilk Hide**  
 DSH-HM06



**Toasted Oat**  
 DSH-9901

Effective May 2026

# AVC - GRADE 6

## ATSMFG VINYL COLLECTION



### SPECIFICATIONS

- Width: 55".
- Thickness: 1.0–1.3 mm (customizable in 0.1mm increments).
- Nominal Weight: 38 oz. per liner yd.
- Composition: High-grade polyester base with premium PVC coating.
- Finish Options: Matte, Glossy, Leather-like.

### PERFORMANCE TESTING

STRENGTH PERFORMANCE	METHOD	STANDARD	RESULT
Tensile Strength & Elongation	ASTM D5034	≥45LB	67LB
Tear Strength	ASTM D3690	≥10.1LB	17.6LB
Cold Crack	CFFA-6A	0°F	-4°F
DURABILITY PERFORMANCE	METHOD	STANDARD	RESULT
Abrasion Resistance	ASTM D4157	≥100,000 Double Rubs	100,000+
Colorfastness to Crocking	AATCC-8	≥ Grade 4	Grade 4
Accelerated Weathering	ASTM G155	500 Hours Indoor	500 Hours
Waterproof Rating	AATCC-22	≥ Grade 4	Grade 4

### SAFETY & COMPLIANCE

- Flame Resistance: Tested to comply with NFPA 701 and BS 5852 flammability standards.
- REACH Compliant: Conforms to EU chemical safety regulations.
- RoHS Compliant: Free from restricted hazardous substances.
- Phthalate-Free: < 0.1% content.
- Commercial-Grade Performance: Suitable for hospitality and high-traffic environments.

Effective May 2026

1750 Stone Ridge Drive, Stone Mountain, Georgia | CSR@ATSMFG.com | 770-270-1688

**ATSMFG**

# AVC - GRADE 7

## ATSMFG VINYL COLLECTION - PREMIUM




**Dune Drift**  
WS01



**Oasis Glow**  
WS76



**Creamed Almond**  
WS07



**Driftwood Haze**  
WS11



**Potters Touch**  
WS12



**Drifted Wheat**  
WS89



**Sandstone Veil**  
WS81



**Sahara Whisper**  
WS53



**Sunlit Clay**  
WS54




**Terracotta Mist**  
WS55



**Cactus Blossom**  
WS64



**Golden Mirage**  
WS65



**Pebble Path**  
WS76



**Moss Veil**  
MM10



**Stone Path**  
MM05



**Cedar Grove**  
MM09



**Twilight Cove**  
MM67



**Eucalyptus**  
JJ70



**Driftwood Bay**  
MM72



**River Drift**  
MM74



**Olive Drift**  
MM75



**Juniper Haze**  
MM54



**Ash Gray**  
MM94




**Fern Whisper**  
MM95



**Willow Shade**  
MM96



**Hearth Moss**  
MM97



**Red Ochre**  
CB25




**Canyon Rose**  
CB28



**Burnished Clay**  
CB44



**Rose Quartz**  
CB91



**Wildflower Dust**  
CB36

Effective May 2026

1750 Stone Ridge Drive, Stone Mountain, Georgia | CSR@ATSMFG.com | 770-270-1688





**Red Ochre**  
CB25



**Charred Umber**  
AT14



**Molten Ochre**  
AT31



**Candlelight Mist**  
AT59



**Apricot Dust**  
AT61



**Golden Clay**  
AT60



**Amberwood**  
AT62



**Spiced Umber**  
AT63



**Cinder Bark**  
AT68



**Hearthstone**  
AT93



**Desert Glow**  
AT101



**Amber Field**  
AT107



**Caramel Stone**  
AT120



**Iron Vein**  
MS22



**Espresso Bark**  
MS23



**Taupe**  
MS21



**Fog**  
MS84



**Quarry Dust**  
MS85



**Mocha Mist**  
MS86



**Dove Wing**  
MS88



**Midnight Earth**  
MS100




**Slate**  
MS112



**Driftwood Gray**  
MS13



**Rootwood**  
MS115



**Char Ash**  
MS117




**Obsidian Stone**  
MS119



**Abyssal Blue**  
MT69



**Stormcloud**  
MT106




**Seafoam Gray**  
MT21



**Ocean Whisper**  
MT51




**Black Inkstone**  
MT26



**Midnight Depths**  
MT24



**Skyline Drift**  
MT73



**Cinnamon Ash**  
EW04



**Mahogany Ash**  
EW16



**Spiced Oak**  
EW17



**Russet Grain**  
EW20



**Terra Shade**  
MT109




**Smoked Walnut**  
EW110



**Toasted Clay**  
EW111



**Blackwood**  
EW114



**Burnt Cedar**  
EW99



**Bourbon Char**  
EW103



**Maple Ember**  
EW98




**Auburn Sand**  
EW52



**Oxide Root**  
EW19

# AVC - GRADE 7

## ATSMFG VINYL COLLECTION - PREMIUM



### SPECIFICATIONS

- Width: 55"
- Thickness: 1.2-1.4mm (customizable in 0.1mm increments).
- Weight: 41 oz. per liner yd.
- Composition: High-grade polyester base with premium PVC coating.
- Finish Options: Matte, Glossy, Leather-like.

### PERFORMANCE TESTING

STRENGTH PERFORMANCE	METHOD	STANDARD	RESULT
Tensile Strength & Elongation	ASTM D5034	≥45LBS	69LBS
Tear Strength	ASTM D3690	≥10.1LB	18.3LBS
Cold Crack	CFFA-6A	0°F	-4°F
DURABILITY PERFORMANCE	METHOD	STANDARD	RESULT
Abrasion Resistance	ASTM D4157	≥100,000 Double Rubs	120,000 Times
Colorfastness to Crocking	AATCC-8	≥ Grade 4	Grade 4
Accelerated Weathering	ASTM G155	500 Hours Indoor	500 Hours
Waterproof Rating	AATCC-22	≥ Grade 4	Grade 4

### SAFETY & COMPLIANCE

- Flame Resistance: Tested to comply with NFPA 701 and BS 5852 flammability standards.
- REACH Compliant: Conforms to EU chemical safety regulations.
- RoHS Compliant: Free from restricted hazardous substances.
- Phthalate-Free: < 0.1% content.
- Commercial-Grade Performance: Suitable for hospitality and high-traffic environments.

Effective May 2026


1750 Stone Ridge Drive, Stone Mountain, Georgia | CSR@ATSMFG.com | 770-270-1688

**ATSMFG**


**AVC - GRADE 8**  
**ATSMFG VINYL COLLECTION - PREMIUM**




**Raku Brown**  
 AE-JJ32




**Sepia Press**  
 AE-JJ35



**Painter's Soil**  
 AE-JJ34



**Espresso Slip**



**Earthen Brew**  
 AE-JJ36



**Red Ochre**  
 AE-JJ37



**Golden Husk**  
 AE-JJ38




**Terra Forge**  
 AEM-PS22



**CinneaGlow**  
 AEM-PS23



**Copper Wash**  
 AEM-PS24



**Molten Clay**  
 AEM-PS25




**Hickory Hue**  
 AEM-PS26



**Paprika Shade**  
 AEM-PS27



**Cocoa Field**  
 AEM-PS28



**Frosted Umber**  
 ANN-PS55



**Raven Bark**  
 ANN-PS30



**Coffee Husk**  
 ANN-PS29



**Toasted Almond**  
 ANN-PS56



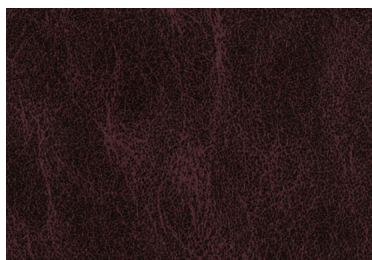
**Faded Leather**  
 ANN-PS57



**Mocha Dust**  
 ANN-PS58



**Sable Earth**  
 ANN-PS59



**Merlot**  
 ATF-PS60



**Cocoa Shadow**  
 ATF-PS61



**Hunters Grove**  
 ATF-PS62



**Midnight Pine**  
 ATE-PS63



**Russet Fern**  
 ATF-PS64



**Espresso**  
 ATF-PS65



**Ironwood**  
 ATF-PS66

Effective May 2026

1750 Stone Ridge Drive, Stone Mountain, Georgia | CSR@ATSMFG.com | 770-270-1688



# AVC - GRADE 8

ATSMFG VINYL COLLECTION - PREMIUM



**Oat Glow**  
ATD-JJ49



**Morning Blush**  
ATD-JJ42



**Rosewater**  
ATD-JJ43



**Creamed Almond**  
ATD-JJ46




**Misty Azure**  
ATD-JJ47



**Pale Denim**  
ATD-JJ48



**Sandwashed Linen**  
ATD-JJ37



**Twilight Sapphire**  
ADSK-JJ39



**Midnight Plum**  
ADSK-JJ40



**Aubergine Shadow**  
ADSK-JJ41



**Ember Tan**  
ADSK-JJ46


Effective May 2026

1750 Stone Ridge Drive, Stone Mountain, Georgia | CSR@ATSMFG.com | 770-270-1688



# AVC - GRADE 8

## ATSMFG VINYL COLLECTION - PREMIUM



### SPECIFICATIONS

- Width: 55".
- Thickness: 1.5mm (customizable in 0.1mm increments).
- Weight: 48 oz. per linear yd.
- Composition: High-grade polyester base with premium PVC coating.
- Finish Options: Matte, Glossy, Leather-like.

### PERFORMANCE TESTING

STRENGTH PERFORMANCE	METHOD	STANDARD	RESULT
Tensile Strength & Elongation	ASTM D5034	≥45LBS	72LBS
Tear Strength	ASTM D3690	≥10.1LB	19.6LBS
Cold Crack	CFFA-6A	0°F	-4°F
DURABILITY PERFORMANCE	METHOD	STANDARD	RESULT
Abrasion Resistance	ASTM D4157	≥100,000 Double Rubs	150,000 Times
Colorfastness to Crocking	AATCC-8	≥ Grade 4	Grade 4
Accelerated Weathering	ASTM G155	500 Hours Indoor	500 Hours
Waterproof Rating	AATCC-22	≥ Grade 4	Grade 4

### SAFETY & COMPLIANCE

- Flame Resistance: Tested to comply with NFPA 701 and BS 5852 flammability standards
- REACH Compliant: Conforms to EU chemical safety regulations
- RoHS Compliant: Free from restricted hazardous substances
- Phthalate-Free: < 0.1% content
- Commercial-Grade Performance: Suitable for hospitality and high-traffic environments

Effective May 2026

1750 Stone Ridge Drive, Stone Mountain, Georgia | CSR@ATSMFG.com | 770-270-1688



Matte Texture (Wilsonart - 60)



**Newport Oak**  
 ALC-P057-60



**Pale Sycamore**  
 ALC-A2086-60



**Avenida Maple**  
 ALC-A2413-60



**Kind Maple**  
 ALC-A0531-60



**Whitewash Oak**  
 ALC-4164-60



**Family Elm**  
 ALC-A0568-60




**Medium Cherry**  
 ALC-A0404-60



**Classic Teak**  
 ALC-P104-60



**Roman Oak**  
 ALC-S169-60



**Noble Teak**  
 ALC-4111-60



**Colorado Oak**  
 ALC-S170-60




**Mela Verda**  
 ALC-4412-60



**East Oak**  
 ALC-S102-60



**Modern Oak**  
 ALC-P038-60



**Asian Night**  
 ALC-7949-60



**Antique Oak**  
 ALC-S105-60




**Solar Oak**  
 ALC-7816-60




**French Oak**  
 ALC-M19122-60




**Cerdanya Oak**  
 ALC-W6001-60



**Huntington Walnut**  
 ALC-S112-60




**Montana Walnut**  
 ALC-7110-60



**Colombian Walnut**  
 ALC-P043-60




**Virginia Walnut**  
 ALC-4117-60



**Elegant Walnut**  
 ALC-4118-60



**Canyon Walnut**  
 ALC-S140-60




**Chatkal Walnut**  
 ALC-S113-60



**Samoa Teak**  
 ALC-S123-60



**Golden Teak**  
 ALC-4109-60




**Natural Teak**  
 ALC-4113-60



**Thai Teak**  
 ALC-4110-60



**Nepal Teak**  
 ALC-7209-60




**North Teak**  
 ALC-S127-60



**Light Seefeld**  
 ALC-S138-60



**Murnau Maple**  
 ALC-S134-60



**Seefeld Maple**  
 ALC-C781-60



**Manitoba Maple**  
 ALC-7911-60



**Fusion Maple**  
 ALC-7909-60




**Kensington Maple**  
 ALC-10776-60



**Sylvenstein Maple**  
 ALC-S135-60



**Gowanda Maple**  
 ALC-P11018-60



**Countryside Maple**  
 ALC-W6101-60



**Bleached Teak**  
 ALC-4416-60



**Natural Maple**  
 ALC-C746-60



**Natural Cherry**  
 ALC-P015-60

Effective May 2026

# ALC - STANDARD


## ATSMFG HPL LAMINATE COLLECTION



Matte Texture (Wilsonart - 60)



**Classic Cherry**  
ALC-4221-60



**Alabama Cherry**  
ALC-S118-60




**Oxford Cherry**  
ALC-C791-60



**Amber Cherry**  
ALC-7919-60



**Wild Cherry**  
ALC-7054-60



**African Walnut**  
ALC-7122-60




**Manhattan Walnut**  
ALC-A2555-60



**Light Walnut**  
ALC-H4192-60




**Asian Sand**  
ALC-7952-60



**Ripe Walnut**  
ALC-P013-60



**Zen Ash**  
ALC-4157-60



**Walk Line**  
ALC-C901-60



**Brand Beech**  
ALC-10905-60




**Precious Beech**  
ALC-10744-60



**Bavarian Beech**  
ALC-10753-60



**Red Beech**  
ALC-48042-60



**Alder Wood**  
ALC-10869-60



**Rustic Alder**  
ALC-C769-60



**White Sandalwood**  
ALC-C922-60




**Apple Tree**  
ALC-W761-60



**Windsor Mahogany**  
ALC-7039-60



**Tulip Wood**  
ALC-4151-60



**Rift Oak**  
ALC-S611-60



**Wallis Plum**  
ALC-S119-60



**Anjou**  
ALC-10763-60



**Natural Pear**  
ALC-7061-60



**Bright Pine**  
ALC-4161-60



**Classic Elm**  
ALC-19108-60



**Escade**  
ALC-7064-60



**Nogalino**  
ALC-P178-60



**Pretty Boat**  
ALC-19101-60




**Linewood**  
ALC-S128-60




**Creek Wood**  
ALC-T712-60



**Legno Finline**  
ALC-M771-60



**Original Boat**  
ALC-19103-60



**Soft Beige**  
ALC-0201-60



**Creme White**  
ALC-0123-60



**Cinnamon**  
ALC-D512-60



**Geo Gray**  
ALC-Z071-60



**Mimosa Yellow**  
ALC-Z065-60



**Rosy Pink**  
ALC-0318-60



**Gainsboro Gray**  
ALC-Z062-60



**Spring Green**  
ALC-0626-60



**Yellow Mustard**  
ALC-Z055-60



**Verdigris Teal**  
ALC-Z058-60



**Orange Red**  
ALC-Z067-60



**Zircon Blue**  
ALC-0630-60



**Persian Blue**  
ALC-D26-60

Effective May 2026

1750 Stone Ridge Drive, Stone Mountain, Georgia | CSR@ATSMFG.com | 770-270-1688



### PURPOSE AND ACCEPTANCE

ATSMFG works with approved dealers, designers, contractors, and consultants. These Policies and Terms are intended to support accurate ordering, clear communication, dependable production, and fair handling of freight, warranty, and service issues.

By submitting a purchase order to ATSMFG, the customer accepts these Policies and Terms unless ATSMFG has agreed otherwise in writing.

### PRICING

All published price lists are stated in U.S. dollars and are list prices, FOB ATSMFG's factory in Stone Mountain, Georgia, unless otherwise noted. Prices are subject to change without notice.

Discounted net pricing is available to approved customers. Freight quotations are valid for 15 days unless otherwise stated.

### CREDIT AND PAYMENT

ATSMFG offers net terms to approved customers and accepts approved payment by American Express, MasterCard, Visa, check, money order, or ACH. Credit card or debit card payments may incur a processing fee added at the time of processing.

- Accounts with past-due balances may be placed on Hold. Hold status may prevent order entry, scheduling, acknowledgment, production release, or shipment until the account is brought current.
- New accounts, before final account approval, require 50% advance payment with the order. Full payment, or final approval of terms, is required before shipment.
- Deductions from an ATSMFG invoice require written approval from ATSMFG's credit department. Unauthorized deductions may result in Hold status.
- Returned checks may result in Cash / Certified Funds terms. A \$100 returned check fee applies for each rejected deposit attempt.

### PURCHASE ORDERS

All purchase orders must be submitted in writing. Orders cannot be entered, processed, acknowledged, scheduled, or released for production until payment terms are approved and all order questions are resolved.

- Purchase order number
- ATSMFG model number, quantity, frame finish/color, upholstery, laminate, and all finish details
- Quoted price and details for approved price adjustments
- Shipping instructions, including collect, prepaid, and add, third-party billing, carrier information, and special delivery requirements
- Requested ship or pick-up date
- All special instructions, custom details, or project-specific requirements

### ORDER ACKNOWLEDGMENTS

ATSMFG provides written order acknowledgments confirming receipt, order details, and acceptance of a purchase order. The order acknowledgment, created from the customer purchase order, is the written agreement to produce, ship, and invoice the items as specified.

Customers should review all ATSMFG communications carefully. ATSMFG is not responsible for acknowledgment errors unless they are reported in writing within 24 hours of receipt. ATSMFG is responsible for shipping the items as specified on the final order acknowledgment.

- An order marked ASAP will be scheduled for the earliest available production and shipment date. ASAP does not guarantee immediate shipment.
- Before an acknowledgment can be issued, customer credit must be approved, required order information must be complete, and open order questions must be resolved.

### PRODUCT SPECIFICATIONS AND MATCHING

ATSMFG reserves the right to improve, discontinue, or modify product specifications, materials, and designs without notice. Customers will be notified of changes that impact an order already in process.

Exact matches to previous orders cannot be guaranteed. If a new order is intended to match a prior shipment, the purchase order must clearly state the request and include the original invoice number or other sufficient information.

Natural variations in wood grain, finish tone, upholstery dye lots, laminate patterns, textures, and other materials are normal and are not considered defects.

### ORDER CHANGES AND CANCELLATIONS

Acknowledged orders cannot be changed or canceled without ATSMFG approval. All change or cancellation requests must be submitted in writing and are reviewed based on production status, material commitments, and feasibility.

Order changes requested within 4 business days of the scheduled shipping or pick-up date cannot be processed.

- If a change is approved, the customer is responsible for all additional or non-recoverable costs incurred before approval, including laminate, upholstery, materials, supplies, labor, and obsoleted components.
- If a cancellation is approved, the customer is responsible for all costs incurred before approval, including material, labor, production, handling, and other non-recoverable costs.
- ATSMFG will acknowledge approved changes and cancellations in writing.

### LEAD TIMES AND SCHEDULING

ATSMFG will acknowledge a scheduled ship date based on material availability, current production commitments, order complexity, and the customer's requested date when that date falls beyond current lead times.

Requests for earlier-than-standard ship or pick-up dates may be reviewed and accommodated when possible. If approved, an expedite/overtime fee may apply. ATSMFG is not responsible for delays caused by factors beyond ATSMFG's reasonable control.

### SHIPPING / PICK-UP DELAYS

ATSMFG understands that project schedules can change. Upon written request, ATSMFG may hold completed orders for 30 days beyond the scheduled completion date.

If a customer delay extends beyond 30 days, the order will be invoiced and may be relocated to a storage facility until released for shipment or pick-up. The customer is responsible for all storage costs. ATSMFG will charge a monthly storage fee beginning on day 31.

### WOOD STANDARDS

Wood is a natural material and may vary in grain, color, thickness, texture, and movement. U.S. commercial standards and regulations require customers to be advised that wood products may experience some degree of

warpage and thickness variation.

ATSMFG does not warranty warpage. Customers with project-specific requirements for wood matching, tolerances, or performance should discuss those requirements with ATSMFG before placing the order.

### CUSTOMER'S OWN MATERIAL (COM)

COM yardage estimates are based on 54-inch-wide plain material. Additional yardage may be required for striped, patterned, directional, or large-repeat material, especially when pattern matching is required.

ATSMFG can assist in estimating additional yardage needs, but assumes no responsibility if additional yardage must be ordered. ATSMFG is not responsible for the tailoring performance, durability, quality, or suitability of COM material and may refuse any COM deemed inappropriate for its intended application.

- Send COM to: ATSMFG, 1750 Stone Ridge Dr., Stone Mountain, GA 30083.
- Mark the exterior and interior of each COM package with the purchase order number, ATSMFG order number, and COM pattern identification.
- Purchase orders requiring COM must include the supplier name, pattern and color identification, ATSMFG model number(s), direction, correct side of material, and any pattern matching or placement requirements.
- If no written instructions are received, striped or directional material will be applied vertically and front to back. In the absence of instructions, ATSMFG may make reasonable production judgments regarding COM application with no recourse.

### SHIPPING INFORMATION

ATSMFG ships only to points within the continental United States unless otherwise agreed in writing. ATSMFG will provide freight quotes based on information in the customer purchase order. Orders ship freight collect, prepaid and add, or third-party billing as specified. ATSMFG chooses the carrier for prepaid and add shipments.

ATSMFG freight quotes include freight, handling, and support charges. While ATSMFG attempts to negotiate favorable market rates, ATSMFG cannot guarantee that its freight rates will be the lowest available.

### PACKAGING

ATSMFG's goal is for products to leave the dock in excellent condition and arrive the same way. Freight handling is subject to carrier practices and transit conditions, but ATSMFG uses packaging methods intended to protect products and reduce transit damage.

- Booths and wall benches are bagged, padded, palletized, and boxed for LTL shipment. Products are secured to reinforced pallets, wrapped with heavy-duty commercial-grade stretch wrap. Full truckload shipments may be floor-loaded rather than palletized.
- Chairs and barstools are padded and boxed. Pallets are wrapped with heavy-duty commercial-grade stretch wrap.
- Tables, bases, and trash receptacles are boxed, palletized, and banded. Packaging is built to discourage stacking and shifting during transit.

### SHIPPING CHANGES AND SPECIAL REQUIREMENTS

Changes to delivery specifications, changes while a shipment is in transit, or failure to specify all delivery requirements may result in additional freight charges. These charges are the customer's responsibility. Drivers are under no obligation to assist with unloading unless specific arrangements are made in advance.

- Chargeable delivery requirements may include limited access delivery, residential or non-commercial delivery, lift-gate service, inside delivery, limited delivery windows, weekend delivery, call-before-delivery notification, and driver labor for unloading.
- Additional chargeable changes may include re-delivery, storage, re-consignment, or additional services requested by the consignee at delivery.

### FREIGHT CLASS REFERENCE

Freight class is based on density and/or the NMFTA system, including storability, density, stowability, handling, and liability. Furniture generally has lower density and higher freight class, which can increase cost per pound. Some NMFTA carriers use NMFC codes to determine class, but most carriers currently use density.

### PICK-UP ORDERS

ATSMFG will schedule pick-up with customers before order completion. Pick-up delays are subject to the same rules as Shipping / Pick-Up Delays. Pick-up orders will be packed according to ATSMFG standard packaging procedures unless otherwise specified on the purchase order.

- Cartons and skids may be removed by the pick-up party only after the vehicle has pulled away from the ATSMFG dock. Disposal of cartons and pallets is the responsibility of the pick-up party.
- For multiple pick-up trips or dates, submit separate purchase orders.
- The pick-up vehicle must be appropriate for the merchandise. ATSMFG may refuse release of product to any pick-up party using a vehicle that is too small, lower than standard dock height when pallets or large items are being loaded, or lacking sufficient wall height or tie-down capability to secure the load.

### DELIVERY INSPECTION AND FREIGHT CLAIMS

The customer is responsible for inspecting the entire shipment upon delivery and reporting freight-related issues to ATSMFG within 5 days of receipt. ATSMFG accepts no responsibility for freight-related issues reported 6 or more days after receipt.

For third-party shipments, ATSMFG accepts no responsibility for freight-related issues with carriers selected or arranged by the customer.

- Visible damage: Do not refuse the shipment. Note all damage or shortages on the delivery receipt before signing, record the driver's name, keep a record of carrier contacts, take clear photographs of the damage and packaging, and notify ATSMFG promptly.
- Concealed damage: Keep original packaging for carrier inspection. Failure to retain original packaging may void the claim.
- Freight claims must include appropriate delivery receipt notation where applicable, photographs, signed verification, and submission within 5 days of receipt. Using the ATSMFG Warranty Evaluation Form will help expedite the process.

### WARRANTY OVERVIEW

Warranty claims address qualifying manufacturing defects covered under applicable product warranties. Non-

warranty returns apply to non-defective items and are subject to approval, fees, and exclusions. Dealers are the primary point of contact for warranty and return requests.

Product-specific warranty sheets govern all warranty determinations. The summaries below are provided for reference only.

### LIMITED WARRANTY SUMMARY

- **ATS Furniture:** qualifying furniture products are warranted against manufacturer defects in materials and workmanship for 1 year from the original date of purchase. Welded steel frames, excluding stack chairs, carry 5-year coverage against broken or fatigued welds. Outdoor furniture carries 1-year coverage against broken or fatigued welds. Table bases carry lifetime coverage against broken or fatigued welds.
- **MET Light Equipment and FLO Faucet Products:** covered by a 1-year limited warranty against defects in materials or workmanship under normal use. Repair or replacement is determined at ATSMFG's discretion. Only written warranty terms agreed to by ATSMFG apply.
- **LIT Equipment (powered by CPS):** covered by a 1-year limited warranty and serviced by Consumer Priority Service (CPS). Coverage applies to qualifying mechanical or electrical defects under normal use. CPS determines the service method, including on-site or depot repair when applicable.

### WARRANTY LIMITATIONS AND EXCLUSIONS

ATSMFG's warranty responsibility is limited, at ATSMFG's discretion, to the cost of repair or replacement of the affected ATSMFG product. Warranty responsibility is FOB ATSMFG's factory in Stone Mountain, Georgia.

Warranty does not include labor, field service, installation, removal, transportation, loss of use, incidental damages, or consequential damages unless otherwise required by law.

- Warranty does not cover normal wear and tear; misuse; abuse; neglect; improper maintenance; improper installation; field modification; unauthorized repairs or modifications; cosmetic damage; freight damage not properly reported under ATSMFG freight claim procedures; natural wood movement, thickness variation, or warping; COM material performance, durability, quality, or tailoring characteristics; or products sold as closeout, as-is, or used.

### WARRANTY CLAIMS

Warranty claims must be submitted within 30 days of first recognizing the issue. All claims must be submitted in writing using the ATSMFG Warranty Evaluation Form and sent to [csr@atsmfg.com](mailto:csr@atsmfg.com).

- Include photos or videos clearly showing the issue, sales order or purchase order number, serial number if applicable, purchase date, brief issue description, and current product location.
- After review, ATSMFG will advise on next steps and provide repair, return, or replacement instructions if the claim is approved.
- When an end user is involved, ATSMFG may work directly with the end user as needed to complete the approved warranty resolution while making reasonable efforts to keep the dealer customer informed.

### NON-WARRANTY RETURNS

- Products that do not qualify for warranty coverage may be considered for return only with prior written authorization from ATSMFG. Unauthorized returns will not be accepted.
- Custom, made-to-order, used, closeout, and as-is products are not returnable.
- Approved non-warranty returns are subject to a minimum 25% restocking and handling fee, freight prepaid by the customer, inspection upon receipt, and final approval by ATSMFG.
- Returns may be issued as a credit or exchange at ATSMFG's discretion.

### GENERAL RESPONSIBILITY


Customers are responsible for proper receipt, inspection, handling, installation, use, and maintenance of products after delivery or pick-up. These Policies and Terms are subject to change without notice.

### CUSTOMER SERVICE

Email: [csr@atsmfg.com](mailto:csr@atsmfg.com) | Phone: 770-270-1688

Hours: Monday-Friday, 8:30 AM-5:00 PM ET |

Web: [ATSMFG.com](http://ATSMFG.com)

AutoQuotes Enabled 

Effective May 2026

**ATSMFG**

# ATSMFG

Front-of-House to Back-of-House.  
Exceptional Value, Reliable quality.

For more than 30 years, ATSMFG has served the restaurant equipment industry with reliable quality, responsive service, and competitive pricing. What began as American Tables & Seating has grown into a complete restaurant project solutions partner. Sold via restaurant equipment dealers, foodservice providers, designers, and architects nationwide.

Through our family of brands, we design, manufacture, and source commercial furniture, equipment, tabletop, and supplies. Our solutions are designed to scale from single unit to multi-location roll-outs.



## American Tables & Seating

Complete seating and furniture solutions, from design to delivery. EZ, QuickShip, Built-to-Order, and Custom programs cover the full range of needs with commercial-grade seating, tables, and accessories engineered for comfort, and long-term performance in high-traffic environments.



## Stone Mountain Tabletop

A broad selection of dinnerware, drinkware, flatware, and serving pieces designed to elevate presentation and withstand the pace of daily service, all ideal for operators who need style, consistency, and replenishment.



## MET Stainless

Commercial stainless-steel equipment and powder-coated shelving built for demanding kitchens. Competitively priced and ready to ship. MET helps improve organization, workflow, and long-term reliability with practical, job-tested essentials.



## FLO Commercial Faucets

Heavy-duty commercial kitchen faucet and pre-rinse solutions built for everyday durability. FLO Faucets support efficient dish and prep operations with dependable performance.



## LIT Equipment

Back-of-house equipment including warmers, proofers, and cabinets. LIT is designed to support efficient, high-volume kitchen operations where reliability and consistency matter.



## Mama Lucy Restaurant Supplies

Trusted supplies for decades, selected and approved by Mama Lucy. Everyday front-of-house and back-of-house essentials that keep operations running smoothly, shift after shift.



## Z-Source Global Procurement & Logistics

Our newest brand under the ATSMFG umbrella. Z-Source is built on more than 30 years as the behind-the-scenes backbone of ATSMFG.

Today, the expertise and convenience is available to all dealers! Z-Source provides white-glove, cost-effective, mixed-container procurement and logistics. Available from the smallest to the largest need for single and multi-location hospitality needs across the U.S.